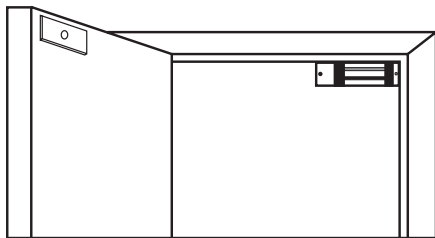
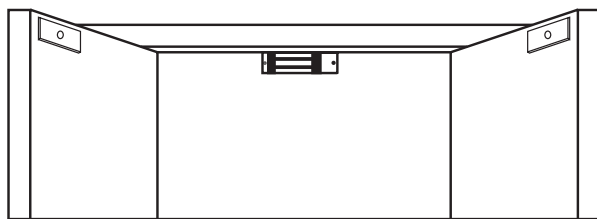


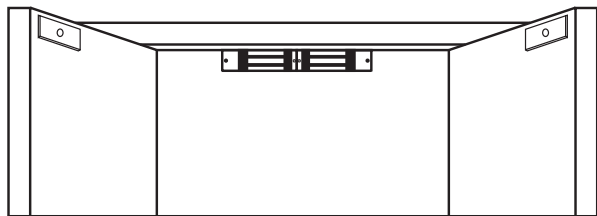
OUTSWING DOORS



Single Lock



Single Lock Mounted On
Double Door Without Center Mullion



Double Lock Mounted On
Double Door Without Center Mullion

3000 Series Electromagnetic Locks have the unique ability to change hand to match door handing. The wiring compartment may be located on the left or right hand side of the lock assembly, ideally toward the center of the opening. Handing may be specified at time of order or easily modified in the field.*

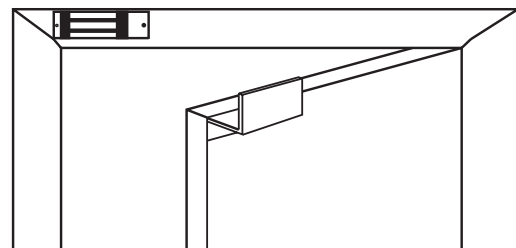


3000LHR

3000RHR

** Field modifications will result in the misorientation of the DynaLock logo. Replacement access covers are available from the factory at no charge.*

INSWING DOORS



Single Lock, Inswing Door
Mounted To Header Face
With Adjustable Top Jam "Z" Bracket



Double Lock, Inswing Door
Center Mounted To Header Face With
Adjustable Top Jamb "Z" Brackets