
January 18, 2017

Re: TOWNSTEEL PRICE BOOK

Dear TownSteel Customer:

Attached is our complete new Price Book **Dated 01/18/17**.
Effective January 18, 2017, this supersedes the previous price book:

The revisions updated to our Price Book are:

- Page 7: MSS Series – Push Pull Mortise is now available.
- Page 11: MSS Series Timer Lock – Electrified Mortise Escutcheon is now available
- Page 20: XCDC Series - Electrified Cylindrical Lock is now available
- Page 21: CSRC Series – Clutched is also available with Quest and Gala Lever
- Page 30~32: XMRX-S-K, XMRX-E-K, & XMRX-A Electrified Ligature Resistant is now available
- Page 41: Pivot is now available
- Page 46: Electronic Trim (E-ALL Assy) is now available for Grade 1 ED5500/ED5600 Exit Devices
- Page 48~49: Heavy Duty Grade 1 ED1100/ED1200/ED1300/ED1400/ED1500 Exit Device prices have been updated

The previous revision to our Price Book dated 10/29/15 was:

- Page 29: CRXA 5-Point Ligature Resistant Cylindrical have been updated to include Small Format IC and Large Format IC Core Locks

All orders under \$300.00 net (excluding freight) will have a \$30.00 handling fee effective July 01, 2015.

Please contact us with any questions or comments.
We appreciate your continued support.

Yours sincerely,

TownSteel, Inc.
17901 Railroad Street
City of Industry, CA 91748
Tel: 626-965-8917
Fax: 626-965-8919
www.townsteel.com



ANSI Grade 1 Heavy Duty Mortise Lock

MSS Commercial Mortise Lockset Series sectional trims available in 8 different designs.

Lever styles: Sentinel, Artistic, Congress, Tango, Gala, Imperial, Quest.

Knob style: Regal.

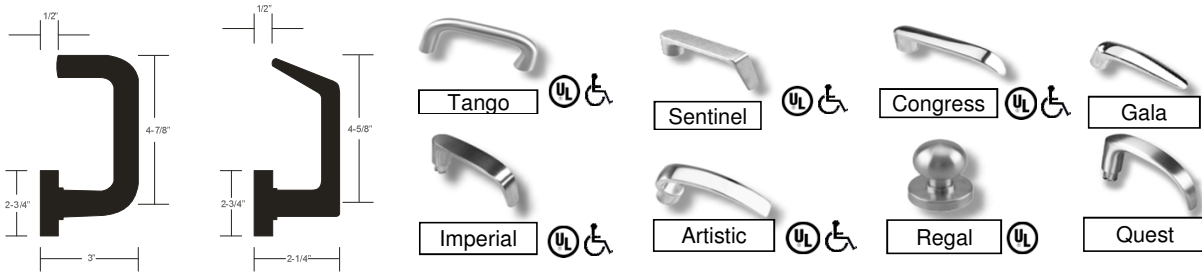
***R=Regular; L=Low**

Sectional

MSS-R Sectional dimensions: 9/16" (D) x 2" (W) x 11/16" (L)

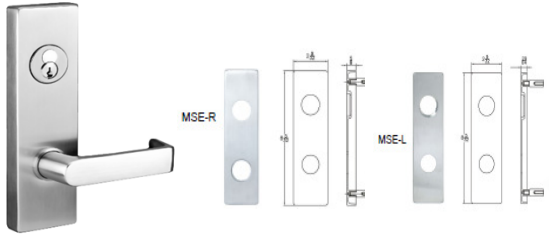
MSS-L Sectional dimensions: 3/8" (D) x 2" (W) x 1/2" (L)

MSS Series	Sectional Trims Levers & Knobs	FINISH						
		US32D	US32	US3	US4	US26	US26D	US10B
Single Cylinder Functions								
MSS-R/L*-04	Entry/Office	290.00	304.00	277.00	262.00	277.00	262.00	304.00
MSS-R/L*-05	Classroom	290.00	304.00	277.00	262.00	277.00	262.00	304.00
MSS-R/L*-06	Holdback	290.00	304.00	277.00	262.00	277.00	262.00	304.00
MSS-R/L*-07	Storeroom/Closet	290.00	304.00	277.00	262.00	277.00	262.00	304.00
MSS-R/L*-08	Front Door/Corridor	311.00	324.00	297.00	284.00	297.00	284.00	324.00
MSS-R/L*-12	Dormitory/Exit	311.00	324.00	297.00	284.00	297.00	284.00	324.00
MSS-R/L*-13	Dormitory/Exit	311.00	324.00	297.00	284.00	297.00	284.00	324.00
MSS-R/L*-15	Hotel or Motel	311.00	324.00	297.00	284.00	297.00	284.00	324.00
MSS-R/L*-17	Deadlock	250.00	257.00	236.00	216.00	236.00	216.00	257.00
MSS-R/L*-18	Deadlock	250.00	257.00	236.00	216.00	236.00	216.00	257.00
MSS-R/L*-20	Entrance/Apartment	311.00	324.00	297.00	284.00	297.00	284.00	324.00
MSS-R/L*-21	Dormitory with Deadbolt	311.00	324.00	297.00	284.00	297.00	284.00	324.00
MSS-R/L*-29	Classroom Deadbolt	250.00	257.00	236.00	216.00	236.00	216.00	257.00
MSS-R/L*-81	Hotel Privacy	241.00	257.00	241.00	226.00	241.00	226.00	257.00
Double Cylinder Functions								
MSS-R/L*-09	Apartment/Exit/Public Toilet	348.00	361.00	334.00	321.00	334.00	321.00	361.00
MSS-R/L*-14	Storeroom	348.00	361.00	334.00	321.00	334.00	321.00	361.00
MSS-R/L*-16	Deadlock	250.00	257.00	236.00	216.00	236.00	216.00	257.00
MSS-R/L*-30	Institutional	348.00	361.00	334.00	321.00	334.00	321.00	361.00
MSS-R/L*-32	Intruder Latch Bolt	348.00	361.00	334.00	321.00	334.00	321.00	361.00
MSS-R/L*-33	Intruder Deadbolt	348.00	361.00	334.00	321.00	334.00	321.00	361.00
MSS-R/L*-34	Intruder Deadbolt	348.00	361.00	334.00	321.00	334.00	321.00	361.00
MSS-R/L*-35	Storeroom with Deadbolt	348.00	361.00	334.00	321.00	334.00	321.00	361.00
MSS-R/L*-82	Storeroom	348.00	361.00	334.00	321.00	334.00	321.00	361.00
Non-Keyed Functions								
MSS-R/L*-01	Passage/Closet	241.00	257.00	241.00	226.00	241.00	226.00	257.00
MSS-R/L*-02/19	Privacy/Bathroom	290.00	304.00	277.00	262.00	277.00	262.00	304.00
MSS-R/L*-22	Privacy	290.00	304.00	277.00	262.00	277.00	262.00	304.00
MSS-R/L*-31	Exit	209.00	223.00	209.00	196.00	209.00	196.00	223.00
MSS-R/L*-41	Single Dummy	101.00	108.00	101.00	95.00	101.00	95.00	108.00
MSS-R/L*-42	Double Dummy	189.00	203.00	189.00	176.00	189.00	176.00	203.00



[1] Complete stainless steel trims available only with Sentinel, Congress, Artistic, Tango, Imperial, Quest, Gala & Regal. [2] Regal knob available in US3,4,26D,32,32D only. [3] All locks comes with 6-pin Schlage C keyway standard cylinder. [4] GGMK, GMK & MK available at additional charge. [5] Prices based on F.O.B. City of Industry, CA. [6] Prices subject to change without notice. ** Schlage is a registered trademark of Schlage Lock.

ANSI Grade 1 Heavy Duty Mortise Lock



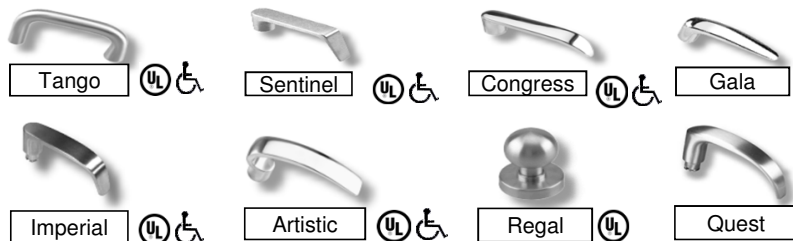
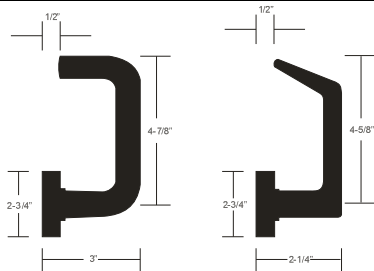
MSE Series standard escutcheon trims available in 8 different designs.
Lever styles: Sentinel, Artistic, Congress, Tango, Gala, Imperial, Quest.
Knob style: Regal.
***R=Regular; L=Low**

Standard Escutcheon

Escutcheon Dimensions 5/8"(D) x 2-1/4"(W) x 8-1/8" (L)

Escutcheon Dimensions 7/16"(D) x 2-1/4"(W) x 8-1/8" (L)

MSE Series	Escutcheon Trims Levers & Knobs	FINISH						
		US32D	US32	US3	US4	US26	US26D	US10B
Single Cylinder Functions								
MSE-R/L*-04	Entry/Office	337.00	350.00	337.00	316.00	337.00	316.00	350.00
MSE-R/L*-05	Classroom	337.00	350.00	337.00	316.00	337.00	316.00	350.00
MSE-R/L*-06	Holdback	337.00	350.00	337.00	316.00	337.00	316.00	350.00
MSE-R/L*-07	Storeroom/Closet	337.00	350.00	337.00	316.00	337.00	316.00	350.00
MSE-R/L*-08	Front Door/Corridor	350.00	364.00	350.00	330.00	350.00	330.00	364.00
MSE-R/L*-12	Dormitory/Exit	350.00	364.00	350.00	330.00	350.00	330.00	364.00
MSE-R/L*-13	Dormitory/Exit	350.00	364.00	350.00	330.00	350.00	330.00	364.00
MSE-R/L*-15	Hotel or Motel	350.00	364.00	350.00	330.00	350.00	330.00	364.00
MSE-R/L*-17	Deadlock	303.00	310.00	289.00	269.00	289.00	268.00	310.00
MSE-R/L*-18	Deadlock	303.00	310.00	289.00	269.00	289.00	268.00	310.00
MSE-R/L*-20	Entrance/Apartment	350.00	364.00	350.00	330.00	350.00	330.00	364.00
MSE-R/L*-21	Dormitory with Deadbolt	350.00	364.00	350.00	330.00	350.00	330.00	364.00
MSE-R/L*-29	Classroom Deadbolt	303.00	310.00	289.00	269.00	289.00	268.00	310.00
MSE-R/L*-81	Hotel Privacy	298.00	314.00	298.00	283.00	298.00	283.00	314.00
Double Cylinder Functions								
MSE-R/L*-09	Apartment/Exit/Public Toilet	401.00	414.00	387.00	374.00	387.00	374.00	414.00
MSE-R/L*-14	Storeroom	401.00	414.00	387.00	374.00	387.00	374.00	414.00
MSE-R/L*-16	Deadlock	303.00	310.00	289.00	269.00	289.00	269.00	310.00
MSE-R/L*-30	Institutional	401.00	414.00	387.00	374.00	387.00	374.00	414.00
MSE-R/L*-32	Intruder Latch Bolt	401.00	414.00	387.00	374.00	387.00	374.00	414.00
MSE-R/L*-33	Intruder Deadbolt	401.00	414.00	387.00	374.00	387.00	374.00	414.00
MSE-R/L*-34	Intruder Deadbolt	401.00	414.00	387.00	374.00	387.00	374.00	414.00
MSE-R/L*-35	Storeroom with Deadbolt	401.00	414.00	387.00	374.00	387.00	374.00	414.00
MSE-R/L*-82	Storeroom	401.00	414.00	387.00	374.00	387.00	374.00	414.00
Non-Keyed Functions								
MSE-R/L*-01	Passage/Closet	298.00	314.00	298.00	283.00	298.00	283.00	314.00
MSE-R/L*-02/19	Privacy/Bathroom	337.00	350.00	337.00	316.00	337.00	316.00	350.00
MSE-R/L*-22	Privacy	337.00	350.00	337.00	316.00	337.00	316.00	350.00
MSE-R/L*-31	Exit	262.00	276.00	262.00	249.00	262.00	249.00	276.00
MSE-R/L*-41	Single Dummy	154.00	161.00	154.00	148.00	154.00	148.00	161.00
MSE-R/L*-42	Double Dummy	242.00	256.00	242.00	229.00	242.00	229.00	256.00



[1] Complete stainless steel trims available only with Sentinel, Congress, Artistic, Tango, Imperial, Quest, Gala & Regal. [2] Regal knob available in US3,4,26D,32,32D only. [3] All locks comes with 6-pin Schlage C keyway standard cylinder. [4] GGMK, GMK & MK available at additional charge. [5] Prices based on F.O.B. City of Industry, CA. [6] Prices subject to change without notice. ** Schlage is a registered trademark of Schlage Lock.


ANSI Grade 1 Heavy Duty Mortise Lock

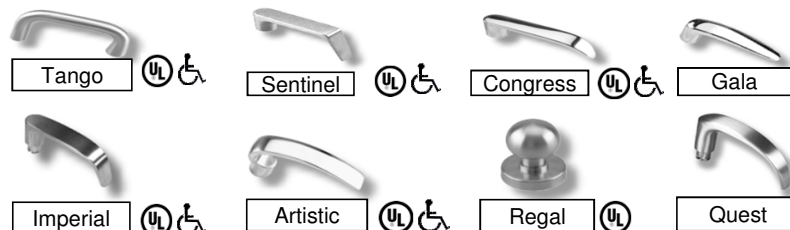
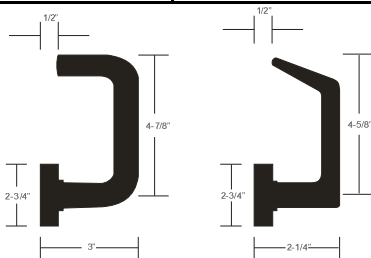
MSW Series wide escutcheon trims available in 8 different designs.

Lever styles: Sentinel, Artistic, Congress, Tango, Gala, Imperial, Quest.
Knob style: Regal.

Wide Escutcheon

Escutcheon Dimensions 5/8"(D) x 2-5/8"(W) x 8-1/2"(L)

MSW Series	Escutcheon Trims Levers & Knobs	FINISH						
		US32D	US32	US3	US4	US26	US26D	US10B
Single Cylinder Functions								
MSE-W-04	Entry/Office	355.00	369.00	355.00	335.00	355.00	335.00	369.00
MSE-W-05	Classroom	355.00	369.00	355.00	335.00	355.00	335.00	369.00
MSE-W-06	Holdback	355.00	369.00	355.00	335.00	355.00	335.00	369.00
MSE-W-07	Storeroom/Closet	355.00	369.00	355.00	335.00	355.00	335.00	369.00
MSE-W-08	Front Door/Corridor	369.00	382.00	369.00	348.00	369.00	348.00	382.00
MSE-W-12	Dormitory/Exit	369.00	382.00	369.00	348.00	369.00	348.00	382.00
MSE-W-13	Dormitory/Exit	369.00	382.00	369.00	348.00	369.00	348.00	382.00
MSE-W-15	Hotel or Motel	369.00	382.00	369.00	348.00	369.00	348.00	382.00
MSE-W-17	Deadlock	321.00	328.00	308.00	288.00	308.00	288.00	328.00
MSE-W-18	Deadlock	321.00	328.00	308.00	288.00	308.00	288.00	328.00
MSE-W-20	Entrance/Apartment	369.00	382.00	369.00	348.00	369.00	348.00	382.00
MSE-W-21	Dormitory with Deadbolt	369.00	382.00	369.00	348.00	369.00	348.00	382.00
MSE-W-29	Classroom Deadbolt	321.00	328.00	308.00	288.00	308.00	288.00	328.00
MSE-W-81	Hotel Privacy	324.00	339.00	324.00	308.00	324.00	308.00	339.00
Double Cylinder Functions								
MSE-W-09	Apartment/Exit/Public Toilet	419.00	433.00	406.00	392.00	406.00	392.00	433.00
MSE-W-14	Storeroom	419.00	433.00	406.00	392.00	406.00	392.00	433.00
MSE-W-16	Deadlock	321.00	328.00	308.00	288.00	308.00	288.00	328.00
MSE-W-30	Institutional	419.00	433.00	406.00	392.00	406.00	392.00	433.00
MSE-W-32	Intruder Latch Bolt	419.00	433.00	406.00	392.00	406.00	392.00	433.00
MSE-W-33	Intruder Deadbolt	419.00	433.00	406.00	392.00	406.00	392.00	433.00
MSE-W-34	Intruder Deadbolt	419.00	433.00	406.00	392.00	406.00	392.00	433.00
MSE-W-35	Storeroom with Deadbolt	419.00	433.00	406.00	392.00	406.00	392.00	433.00
MSE-W-82	Storeroom	419.00	433.00	406.00	392.00	406.00	392.00	433.00
Non-Keyed Functions								
MSE-W-01	Passage/Closet	324.00	339.00	324.00	308.00	324.00	308.00	339.00
MSE-W-02/19	Privacy/Bathroom	355.00	369.00	355.00	335.00	355.00	335.00	369.00
MSE-W-22	Privacy	355.00	369.00	355.00	335.00	355.00	335.00	369.00
MSE-W-31	Exit	281.00	294.00	281.00	267.00	281.00	267.00	294.00
MSE-W-41	Single Dummy	173.00	180.00	173.00	166.00	173.00	166.00	180.00
MSE-W-42	Double Dummy	261.00	274.00	261.00	247.00	261.00	247.00	274.00



[1] Complete stainless steel trims available only with Sentinel, Congress, Artistic, Tango, Imperial, Quest, Gala & Regal. [2] Regal knob available in US3,4,26D,32,32D only. [3] All locks comes with 6-pin Schlage C keyway standard cylinder. [4] GGMK, GMK & MK available at additional charge. [5] Prices based on F.O.B. City of Industry, CA. [6] Prices subject to change without notice. ** Schlage is a registered trademark of Schlage Lock.



CLUTCHING Sectional

ANSI Grade 1 Heavy Duty Mortise Lock

MCS Series sectional trims available in 8 different designs.

Lever styles: Sentinel, Artistic, Congress, Tango, Gala, Imperial, Quest.

Knob style: Regal

MCS Series	Sectional Trims Levers & Knobs	FINISH						
		US32D	US32	US3	US4	US26	US26D	US10B
Single Cylinder Functions								
MCS-05	Classroom	317.00	331.00	304.00	289.00	304.00	289.00	331.00
MCS-15	Hotel	317.00	331.00	304.00	289.00	304.00	289.00	331.00
MCS-20	Entrance/Apartment	338.00	351.00	324.00	311.00	324.00	311.00	351.00



CLUTCHING Escutcheon

ANSI Grade 1 Heavy Duty Mortise Lock

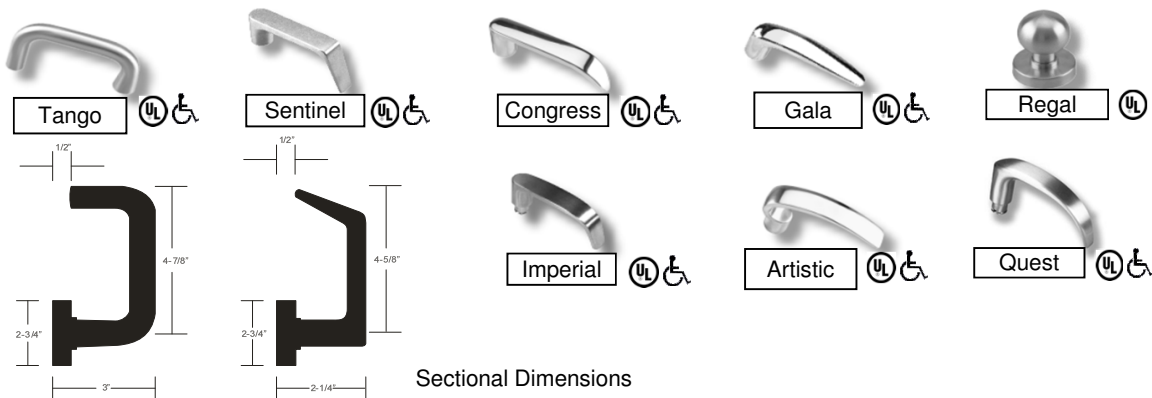
MCE, MCW Series escutcheon trims available in 8 different designs.

Lever styles: Sentinel, Artistic, Congress, Tango, Gala, Imperial, Quest.

Knob style: Regal

MCE Series Escutcheon Dimensions 5/8"(D) x 2-1/4"(W) x 8-1/8" (L)
MCW Series Escutcheon Dimensions 5/8"(D) x 2-5/8"(W) x 8-1/2"(L)

MCE, MCW Series	Escutcheon Trims Levers & Knobs	FINISH						
		US32D	US32	US3	US4	US26	US26D	US10B
Single Cylinder Functions								
MCE-05	Classroom	338.00	351.00	338.00	317.00	338.00	317.00	351.00
MCE-15	Hotel	338.00	351.00	338.00	317.00	338.00	317.00	351.00
MCE-20	Entrance/Apartment	351.00	365.00	351.00	331.00	351.00	331.00	365.00
MCW-05	Classroom	382.00	396.00	382.00	362.00	382.00	362.00	396.00
MCW-15	Hotel	382.00	396.00	382.00	362.00	382.00	362.00	396.00
MCW-20	Entrance/Apartment	396.00	409.00	396.00	375.00	396.00	375.00	409.00



[1] Complete stainless steel trims available only with Sentinel, Congress, Artistic, Tango, Imperial, Quest, Gala & Regal. [2] Regal knob available in US3, 4, 26D, 32, 32D only. [3] All locks comes with 6-pin Schlage C keyway standard cylinder. [4] GGMK, GMK & MK available at additional charge. [5] Prices based on F.O.B. City of Industry, CA. [6] Prices subject to change without notice. ** Schlage is a registered trademark of Schlage Lock.



ANSI Grade 1 Heavy Duty Mortise Lock

DESIGNER SECTIONAL

MDS Series	Sectional Trims Levers	FINISH						
		US32D	US32	US3	US4	US26	US26D	US10B
Single Cylinder Functions								
MSS-L*-04	Entry/Office	473.00	473.00	436.00	436.00	436.00	436.00	473.00
MSS-L*-05	Classroom	473.00	473.00	436.00	436.00	436.00	436.00	473.00
MSS-L*-07	Storeroom/Closet	473.00	473.00	436.00	436.00	436.00	436.00	473.00
MSS-L*-13	Dormitory/Exit	491.00	491.00	453.00	453.00	453.00	453.00	491.00
MSS-L*-17	Deadlock	419.00	419.00	382.00	382.00	382.00	382.00	419.00
MSS-L*-18	Deadlock	388.00	388.00	351.00	351.00	351.00	351.00	388.00
MSS-L*-20	Entrance/Apartment	491.00	491.00	453.00	453.00	453.00	453.00	491.00
Double Cylinder Functions								
MSS-L*-14	Storeroom	529.00	529.00	492.00	492.00	492.00	492.00	529.00
MSS-L*-16	Deadlock	419.00	419.00	382.00	382.00	382.00	382.00	419.00
Non-Keyed Functions								
MSS-L*-01	Passage/Closet	436.00	436.00	400.00	400.00	400.00	400.00	436.00
MSS-L*-19	Privacy/Bathroom	475.00	475.00	439.00	439.00	439.00	439.00	475.00
MSS-L*-41	Single Dummy	329.00	329.00	283.00	283.00	283.00	283.00	329.00
MSS-L*-42	Double Dummy	413.00	413.00	377.00	377.00	377.00	377.00	413.00

Note 1*: MSS-B (Bevel), C (Curve), F (Flat), H (Heritage), LS (LS), S (Square), V (Vintage) Levers, quote upon request.

Note 2: For dimentions, refer to Catalog and TownSteel website.



ANSI Grade 1 Heavy Duty Mortise Lock


DESIGNER ESCUTCHEON

MDE Series	Escutcheon Trims Levers	FINISH						
		US32D	US32	US3	US4	US26	US26D	US10B
Single Cylinder Functions								
MSE-L*-04	Entry/Office	509.00	509.00	472.00	472.00	472.00	472.00	509.00
MSE-L*-05	Classroom	509.00	509.00	472.00	472.00	472.00	472.00	509.00
MSE-L*-07	Storeroom/Closet	509.00	509.00	472.00	472.00	472.00	472.00	509.00
MSE-L*-13	Dormitory/Exit	527.00	527.00	489.00	489.00	489.00	489.00	527.00
MSE-L*-17	Deadlock	455.00	455.00	418.00	418.00	418.00	418.00	455.00
MSE-L*-18	Deadlock	424.00	424.00	387.00	387.00	387.00	387.00	424.00
MSE-L*-20	Entrance/Apartment	527.00	527.00	489.00	489.00	489.00	489.00	527.00
Double Cylinder Functions								
MSE-L*-14	Storeroom	565.00	565.00	528.00	528.00	528.00	528.00	565.00
MSE-L*-16	Deadlock	455.00	455.00	418.00	418.00	418.00	418.00	455.00
Non-Keyed Functions								
MSE-L*-01	Passage/Closet	472.00	472.00	436.00	436.00	436.00	436.00	472.00
MSE-L*-19	Privacy/Bathroom	511.00	511.00	475.00	475.00	475.00	475.00	511.00
MSE-L*-41	Single Dummy	365.00	365.00	319.00	319.00	319.00	319.00	365.00
MSE-L*-42	Double Dummy	449.00	449.00	413.00	413.00	413.00	413.00	449.00

Note 1*: MSE-C (Cube), AD (Art Deco), F (Flat), N (N), O (Oval), S (Square), V (Vintage) Levers, quote upon request.

Note 2: For dimentions, refer to Catalog and TownSteel website.

[1] Please refer to the lever sheet for levers available. [3] All locks comes with 6-pin Schlage C keyway standard cylinder. [4] GGMK, GMK & MK available at additional charge. [5] Prices based on F.O.B. City of Industry, CA. [6] Prices subject to change without notice. ** Schlage is a registered trademark of Schlage Lock.



ANSI Grade 1 Heavy Duty Mortise Lock

DESIGNER SECTIONAL
DESIGNER ESCUTCHEON

Brass/Zinc Lever Designs Available:



SST Lever Designs available:



* Not all levers available in all finishes, please contact factory.

* For levers and finishes not shown, please contact factory.

[1] Complete stainless steel trims available only with Sentinel, Congress, Artistic, Tango, Imperial, Gala & Regal. [2] Regal knob available in US3.4.26D.32.32D only. [3] All locks comes with 6-pin Schlage C keyway standard cylinder. [4] GGMK, GMK & MK available at additional charge. [5] Prices based on F.O.B. Covina, CA. [6] Prices subject to change without notice. ** Schlage is a registered trademark of Schlage Lock.




**Push Pull Mortise
ANSI Grade 1 Mortise Lockset**

MSS-PP

MSS Series	Sectional Trims Levers & Knobs	FINISH
		US32D
Single Cylinder Functions		
MSS-04-PP	Entry/Office	473.00
MSS-05-PP	Classroom	473.00
MSS-06-PP	Holdback	473.00
MSS-07-PP	Storeroom/Closet	473.00
MSS-08-PP	Front Door/Corridor	491.00
MSS-12-PP	Dormitory/Exit	491.00
MSS-13-PP	Dormitory/Exit	491.00
MSS-15-PP	Hotel or Motel	491.00
MSS-20-PP	Entrance/Apartment	491.00
MSS-21-PP	Dormitory with Deadbolt	491.00
MSS-26-PP	Institutional Privacy	491.00
Double Cylinder Functions		
MSS-09-PP	Apartment/Exit/Public Toilet	529.00
MSS-11-PP	Dormitory/Exit	529.00
MSS-14-PP	Storeroom	529.00
MSS-30-PP	Institutional	529.00
MSS-32-PP	Intruder Latch Bolt	529.00
MSS-33-PP	Intruder Deadbolt	560.00
MSS-34-PP	Intruder Deadbolt	560.00
MSS-35-PP	Storeroom with Deadbolt	560.00
Non-Keyed Functions		
MSS-01-PP	Passage/Closet	431.00
MSS-02/19-PP	Privacy/Bathroom	475.00
MSS-22-PP	Privacy	475.00
MSS-31-PP	Exit	475.00
MSS-41-PP	Single Dummy	329.00
MSS-42-PP	Double Dummy	413.00

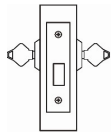
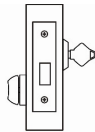
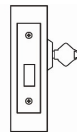
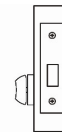
Tubular Series	Descriptions	FINISH
		US32D
Tubular Passage		
TLL-8301-PP	Passage	366.00



DBM


Heavy Duty Auxiliary Mortise Deadbolt Lock

DBM Series	Function	FINISH						
		US32D	US32	US3	US4	US26	US26D	US10B
With Standard 6-pin Cylinder								
DBM-15	Classroom Deadlock, Key O/S by turnpiece I/S (T-turn will retract but not project deadbolt)	220.00	220.00	200.00	180.00	200.00	180.00	220.00
DBM-16	Deadlock by key on either side	220.00	220.00	200.00	180.00	200.00	180.00	220.00
DBM-17	Deadlock by key O/S and turnpiece I/S	220.00	220.00	200.00	180.00	200.00	180.00	220.00
DBM-18	Deadlock by key one side only	210.00	210.00	190.00	170.00	190.00	170.00	210.00
DBM-29	Exit Lock	210.00	210.00	190.00	170.00	190.00	170.00	210.00


DBM16

**DBM15
DBM17**

DBM18

DBM29

[1] All locks come with 6-pin Schlage C keyway standard cylinder. [2] GGMK, GMK & MK available at additional charge. [4] Prices based on F.O.B. City of Industry, CA. [5] Prices subject to change without notice. ** Schlage is a registered trademark of Schlage Lock.

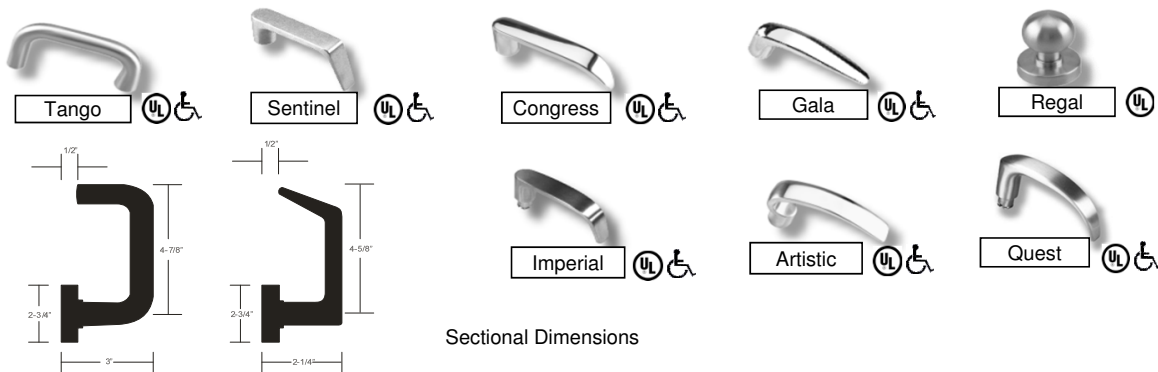
MS Mortise Lock with Electrified Mortise Sectional



ANSI Grade 1 Heavy Duty Electrified Mortise Lock

MSS sectional trims available in 8 different designs.
 Lever styles: Sentinel, Artistic, Congress, Tango, Gala, Imperial, Quest.
 Knob style: Regal

MSS Series	Sectional Trims Levers & Knobs	FINISH						
		US32D	US32	US3	US4	US26	US26D	US10B
Single Cylinder Functions, 3-Position monitoring								
MSS-121	Fail Safe (12VDC)	565.00	590.00	550.00	520.00	550.00	520.00	615.00
MSS-122	Fail Secure (12VDC)	565.00	590.00	550.00	520.00	550.00	520.00	615.00
MSS-241	Fail Safe (24VDC)	565.00	590.00	550.00	520.00	550.00	520.00	615.00
MSS-242	Fail Secure (24VDC)	565.00	590.00	550.00	520.00	550.00	520.00	615.00
Single Cylinder Functions, RQE								
MSS-121RQE	Fail Safe (12VDC)	565.00	590.00	550.00	520.00	550.00	520.00	615.00
MSS-122RQE	Fail Secure (12VDC)	565.00	590.00	550.00	520.00	550.00	520.00	615.00
MSS-241RQE	Fail Safe (24VDC)	565.00	590.00	550.00	520.00	550.00	520.00	615.00
MSS-242RQE	Fail Secure (24VDC)	565.00	590.00	550.00	520.00	550.00	520.00	615.00
Deadbolt w/Thumbturn Functions, RQE								
MSS-121-DB	Fail Safe (12VDC)	605.00	630.00	590.00	560.00	590.00	560.00	655.00
MSS-122-DB	Fail Secure (12VDC)	605.00	630.00	590.00	560.00	590.00	560.00	655.00
MSS-241-DB	Fail Safe (24VDC)	605.00	630.00	590.00	560.00	590.00	560.00	655.00
MSS-242-DB	Fail Secure (24VDC)	605.00	630.00	590.00	560.00	590.00	560.00	655.00
Deadbolt w/Double Cylinder Functions, RQE								
MSS-121-DC	Fail Safe (12VDC)	605.00	630.00	590.00	560.00	590.00	560.00	655.00
MSS-122-DC	Fail Secure (12VDC)	605.00	630.00	590.00	560.00	590.00	560.00	655.00
MSS-241-DC	Fail Safe (24VDC)	605.00	630.00	590.00	560.00	590.00	560.00	655.00
MSS-242-DC	Fail Secure (24VDC)	605.00	630.00	590.00	560.00	590.00	560.00	655.00



[1] Complete stainless steel trims available only with Sentinel, Congress, Artistic, Tango, Imperial, Gala & Regal. [2] Regal knob available in US3, 4, 26D, 32, 32D only. [3] All locks comes with 6-pin Schlage C keyway standard cylinder. [4] GGK, GMK & MK available at additional charge. [5] Prices based on F.O.B. City of Industry, CA. [6] Prices subject to change without notice. ** Schlage is a registered trademark of Schlage Lock.

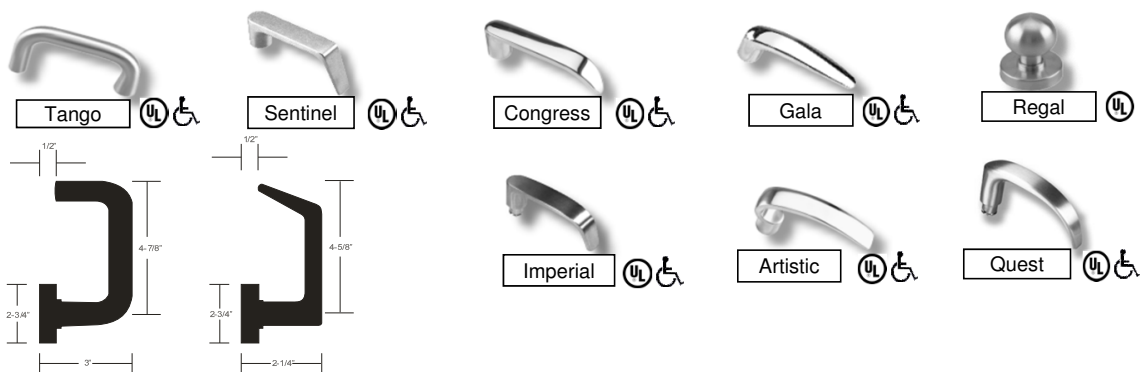


MS Mortise Lock with Electrified Mortise Escutcheon

ANSI Grade 1 Heavy Duty Electrified Mortise Lock

MSE escutcheon trims available in 8 different designs.
 Lever styles: Sentinel, Artistic, Congress, Tango, Gala, Imperial, Quest.
 Knob style: Regal

MSE Series	Escutcheon Trims Levers & Knobs	FINISH						
		US32D	US32	US3	US4	US26	US26D	US10B
Single Cylinder Functions, 3-Position monitoring								
MSE-121	Fail Safe (12VDC)	610.00	630.00	610.00	575.00	610.00	575.00	665.00
MSE-122	Fail Secure (12VDC)	610.00	630.00	610.00	575.00	610.00	575.00	665.00
MSE-241	Fail Safe (24VDC)	610.00	630.00	610.00	575.00	610.00	575.00	665.00
MSE-242	Fail Secure (24VDC)	610.00	630.00	610.00	575.00	610.00	575.00	665.00
Single Cylinder Functions, RQE								
MSE-121RQE	Fail Safe (12VDC)	610.00	630.00	610.00	575.00	610.00	575.00	665.00
MSE-122RQE	Fail Secure (12VDC)	610.00	630.00	610.00	575.00	610.00	575.00	665.00
MSE-241RQE	Fail Safe (24VDC)	610.00	630.00	610.00	575.00	610.00	575.00	665.00
MSE-242RQE	Fail Secure (24VDC)	610.00	630.00	610.00	575.00	610.00	575.00	665.00
Deadbolt w/Thumbturn Functions, RQE								
MSE-121-DB	Fail Safe (12VDC)	650.00	670.00	650.00	615.00	650.00	615.00	705.00
MSE-122-DB	Fail Secure (12VDC)	650.00	670.00	650.00	615.00	650.00	615.00	705.00
MSE-241-DB	Fail Safe (24VDC)	650.00	670.00	650.00	615.00	650.00	615.00	705.00
MSE-242-DB	Fail Secure (24VDC)	650.00	670.00	650.00	615.00	650.00	615.00	705.00
Deadbolt w/Double Cylinder Functions, RQE								
MSE-121-DC	Fail Safe (12VDC)	650.00	670.00	650.00	615.00	650.00	615.00	705.00
MSE-122-DC	Fail Secure (12VDC)	650.00	670.00	650.00	615.00	650.00	615.00	705.00
MSE-241-DC	Fail Safe (24VDC)	650.00	670.00	650.00	615.00	650.00	615.00	705.00
MSE-242-DC	Fail Secure (24VDC)	650.00	670.00	650.00	615.00	650.00	615.00	705.00



[1] Complete stainless steel trims available only with Sentinel, Congress, Artistic, Tango, Imperial, Gala & Regal. [2] Regal knob available in US3, 4, 26D, 32, 32D only. [3] All locks comes with 6-pin Schlage C keyway standard cylinder. [4] GGMK, GMK & MK available at additional charge. [5] Prices based on F.O.B. City of Industry, CA. [6] Prices subject to change without notice. ** Schlage is a registered trademark of Schlage Lock.



Power Supply- 110-120 VAC input



MS Timer Lock with Electrified Mortise Escutcheon

ANSI Grade 1 Heavy Duty Electrified Mortise Lock

MSE escutcheon trims available in 8 different designs.
Lever styles: Sentinel, Artistic, Congress, Tango, Gala, Imperial, Quest.
Knob style: Regal

Timer-24 hour electromechanical



Battery- 12V



TME Series	Escutcheon Trims Levers & Knobs	FINISH						
		US32D	US32	US3	US4	US26	US26D	US10B
Single Cylinder Functions								
TME-E-L	Fail Secure (12VDC)	N/A	N/A	N/A	N/A	N/A	2,472.00	N/A
TME-E-L-A*	Fail Secure (12VDC)	N/A	N/A	N/A	N/A	N/A	2,490.00	N/A

*Note 1: TME-E-L-A with ADA Thumbturn



MS Electrified Mortise Lock Escutcheon

ANSI Grade 1 Heavy Duty Electrified Mortise Lock

MSE escutcheon trims available in 8 different designs.
Lever styles: Sentinel, Artistic, Congress, Tango, Gala, Imperial, Quest.
Knob style: Regal

MEE Series	Escutcheon Trims Levers & Knobs	FINISH						
		US32D	US32	US3	US4	US26	US26D	US10B
Single Cylinder Functions								
MEE-E-L	Fail Secure (12VDC)	N/A	N/A	N/A	N/A	N/A	1,400.00	N/A
MEE-E-L-A	Fail Secure (12VDC)	N/A	N/A	N/A	N/A	N/A	1,418.00	N/A

Note 1: Lock does not include timer and power supply

Note 2: MEE-E-L-A with ADA Thumbturn

[1] All locks comes with 6-pin Schlage C keyway standard cylinder. [2] GGMK, GMK & MK available at additional charge. [3] Prices based on F.O.B. City of Industry, CA. [4] Prices subject to change without notice. ** Schlage is a registered trademark of Schlage Lock.



XCE 2000 Cylindrical Grade 1 Electronic Lockset with Keypad

Lever Styles: Sentinel (S), Quest (Q) and Gala (G)

XCE Series	Function	Unit Price
		26D/10B
XCE-2010 or IC	Rigid, Electronic Cylindrical Lockset Standard Cylinder C Keyway, or Small Format 6 or 7 pin, or LFIC Schlage/Corbin Russwin 6 pin, less core	615.00
XCE-2020 or IC	Clutched, Electronic Cylindrical Lockset Standard Cylinder C Keyway, or Small Format 6 or 7 pin, or LFIC Schlage/Corbin Russwin 6 pin, less core	687.00
XCE-2030 or IC	Rigid, Electronic Cylindrical Lockset High Security cylinder, Townsteel "L" keyway, Regular 6 pin, SFIC 7 pin- less core	745.00
XCE-2040 or IC	Clutched, Electronic Cylindrical Lockset High Security cylinder, Townsteel "L" keyway, Regular 6 pin, SFIC 7 pin- less core	817.00



FCE 2000 Cylindrical Grade 1 Lockset with RFID Technology

FCE Series	Function	Unit price
		26D/10B
FCE-2010 or IC	Rigid, Cylindrical Lockset, Keycard, Standard Cylinder C Keyway, or Small Format 6 or 7 pin, or LFIC Schlage/Corbin Russwin 6 pin, less core	687.00
FCE-2020 or IC	Clutched, Cylindrical Lockset, Keycard, Standard Cylinder C Keyway, or Small Format 6 or 7 pin, or LFIC Schlage/Corbin Russwin 6 pin, less core	752.00
FCE-2030 or IC	Rigid, Cylindrical Lockset, Keycard, High Security cylinder, Townsteel "L" keyway, Regular 6 pin, SFIC 7 pin- less core	817.00
FCE-2040 or IC	Clutched, Cylindrical Lockset, Keycard, High Security cylinder, Townsteel "L" keyway, Regular 6 pin, SFIC 7 pin- less core	882.00



XME 2000 Mortise Grade 1 Electronic Lockset with Keypad

XME Series	Function	Unit price
		26D/10B
XME-2010 or IC	Rigid, Mortise Lockset Standard Cylinder C Keyway, or Small Format 6 or 7 pin, or LFIC Schlage/Corbin Russwin 6 pin, less core	687.00
XME-2020 or IC	Clutched, Mortise Lockset Standard Cylinder C Keyway, or Small Format 6 or 7 pin, or LFIC Schlage/Corbin Russwin 6 pin, less core	752.00
XME-2030 or IC	Rigid, Mortise Lockset High Security cylinder, Townsteel "L" keyway, Regular 6 pin, SFIC 7 pin- less core	817.00
XME-2040 or IC	Clutched, Electronic Mortise Lockset High Security cylinder, Townsteel "L" keyway, Regular 6 pin, SFIC 7 pin- less core	882.00
XME-2050 or IC	Rigid, Mortise Lockset with Deadbolt Standard Cylinder C Keyway, or Small Format 6 or 7 pin, or LFIC Schlage/Corbin Russwin 6 pin, less core	687.00
XME-2060 or IC	Clutched, Mortise Lockset with Deadbolt Standard Cylinder C Keyway, or Small Format 6 or 7 pin, or LFIC Schlage/Corbin Russwin 6 pin, less core	752.00
XME-2070 or IC	Rigid, Mortise Lockset with Deadbolt High Security cylinder, Townsteel "L" keyway, Regular 6 pin, SFIC 7 pin- less core	817.00
XME-2080 or IC	Clutched, Mortise Lockset with Deadbolt High Security cylinder, Townsteel "L" keyway, Regular 6 pin, SFIC 7 pin- less core	882.00



FME 2000 Mortise Grade 1 Lockset with RFID Technology

FME Series	Function	Unit price
		26D/10B
FME-2010 or IC	Rigid, Mortise Lockset, Keycard, Standard Cylinder C Keyway, or Small Format 6 or 7 pin, or LFIC Schlage/Corbin Russwin 6 pin, less core	752.00
FME-2020 or IC	Clutched, Mortise Lockset, Keycard, Standard Cylinder C Keyway, or Small Format 6 or 7 pin, or LFIC Schlage/Corbin Russwin 6 pin, less core	822.00
FME-2030 or IC	Rigid, Mortise Lockset, Keycard, High Security cylinder, Townsteel "L" keyway, Regular 6 pin, SFIC 7 pin- less core	882.00
FME-2040 or IC	Clutched, Electronic Mortise Lockset, Keycard, High Security cylinder, Townsteel "L" keyway, Regular 6 pin, SFIC 7 pin- less core	952.00
FME-2050 or IC	Rigid, Mortise Lockset, Keycard, with Deadbolt Standard Cylinder C Keyway, or Small Format 6 or 7 pin, or LFIC Schlage/Corbin Russwin 6 pin, less core	752.00
FME-2060 or IC	Clutched, Mortise Lockset, Keycard, with Deadbolt Standard Cylinder C Keyway, or Small Format 6 or 7 pin, or LFIC Schlage/Corbin Russwin 6 pin, less core	822.00
FME-2070 or IC	Rigid, Mortise Lockset, Keycard, with Deadbolt High Security cylinder, Townsteel "L" keyway, Regular 6 pin, SFIC 7 pin- less core	882.00
FME-2080 or IC	Clutched, Electronic Mortise Lockset, Keycard, with Deadbolt High Security cylinder, Townsteel "L" keyway, Regular 6 pin, SFIC 7 pin- less core	952.00



FCE-3000 (O/S)



Remote Open Unit (ROU)

FCE 3000 RFID Cylindrical Lockset with ROU

Lever Styles: Sentinel (S), Quest (Q) and Gala (G)

FCE Series	Function	Finish
		US26D / US10B
FCE-3010 or IC	Rigid, Cylindrical Lockset, Keycard, Standard Cylinder C Keyway, or Small Format 6 or 7 pin, or LFIC Schlage/Corbin Russwin 6 pin, less core	866.00
FCE-3020 or IC	Clutched, Cylindrical Lockset, Keycard, Standard Cylinder C Keyway, or Small Format 6 or 7 pin, or LFIC Schlage/Corbin Russwin 6 pin, less core	866.00
FCE-3030 or IC	Rigid, Cylindrical Lockset, Keycard, High Security cylinder, Townsteel "L" keyway, Regular 6 pin, SFIC 7 pin-less core	996.00
FCE-3040 or IC	Clutched, Cylindrical Lockset, Keycard, High Security cylinder, Townsteel "L" keyway, Regular 6 pin, SFIC 7 pin-less core	996.00



FME-3000 (O/S)



FME-3000 (I/S)

FME 3000 RFID Mortise Lockset with ROU

Lever Styles: Sentinel (S), Quest (Q) and Gala (G)

FME Series	Function	Finish
		US26D / US10B
FME-3010 or IC	Rigid, Mortise Lockset, Keycard, Standard Cylinder C Keyway, or Small Format 6 or 7 pin, or LFIC Schlage/Corbin Russwin 6 pin, less core	939.00
FME-3020 or IC	Clutched, Mortise Lockset, Keycard, Standard Cylinder C Keyway, or Small Format 6 or 7 pin, or LFIC Schlage/Corbin Russwin 6 pin, less core	939.00
FME-3030 or IC	Rigid, Mortise Lockset, Keycard, High Security cylinder, Townsteel "L" keyway, Regular 6 pin, SFIC 7 pin-less core	1,069.00
FME-3040 or IC	Clutched, Electronic Mortise Lockset, Keycard, High Security cylinder, Townsteel "L" keyway, Regular 6 pin, SFIC 7 pin-less core	1,069.00

Remote



TS Product #	No Finish
Remote Open Unit (ROU)	64.00

Keycard



TS Product #	No Finish
Keycard	7.30

IC Core



TS Product #		US26D
IC6	6 Pin SFIC Core, Best Keyway (uncombined)	29.50
IC7	7 Pin SFIC Core, Best Keyway (uncombined)	32.50

*High Security, please check with factory.

KEYING

Commercial Keying Charges

TS Product #		No Finish
TLBR100	KA - Keyed Alike	16.00
TLBR200	MK - Master Keying	18.00
TLBR300	Cut Key Charge	4.50
TLBR400	Key Stamping Charge	3.00

Interchangeable Keying Charges

TS Product #		No Finish
TLBR600	IC Keying Charge	18.00
TLBR300	Cut Key Charge	8.00
TLBR400	Key Stamping Charge	3.00



FCE 4000 RFID Electronic Classroom Intruder Cylindrical Lockset

Lever Styles: Sentinel (S), Quest (Q) and Gala (G)

FCE Series	Function	Finish
		US26D / US10B
FCE-4010 or IC	Rigid, Cylindrical Lockset, Keycard, Standard Cylinder C Keyway, or Small Format 6 or 7 pin, or LFIC Schlage/Corbin Russwin 6 pin, less core	866.00
FCE-4020 or IC	Clutched, Cylindrical Lockset, Keycard, Standard Cylinder C Keyway, or Small Format 6 or 7 pin, or LFIC Schlage/Corbin Russwin 6 pin, less core	866.00
FCE-4030 or IC	Rigid, Cylindrical Lockset, Keycard, High Security cylinder, Townsteel "L" keyway, Regular 6 pin, SFIC 7 pin- less core	996.00
FCE-4040 or IC	Clutched, Cylindrical Lockset, Keycard, High Security cylinder, Townsteel "L" keyway, Regular 6 pin, SFIC 7 pin- less core	996.00



FME 4000 RFID Electronic Intruder Classroom Mortise Lockset

Lever Styles: Sentinel (S), Quest (Q) and Gala (G)

FME Series	Function	Finish
		US26D / US10B
FME-4010 or IC	Rigid, Mortise Lockset, Keycard, Standard Cylinder C Keyway, or Small Format 6 or 7 pin, or LFIC Schlage/Corbin Russwin 6 pin, less core	939.00
FME-4020 or IC	Clutched, Mortise Lockset, Keycard, Standard Cylinder C Keyway, or Small Format 6 or 7 pin, or LFIC Schlage/Corbin Russwin 6 pin, less core	939.00
FME-4030 or IC	Rigid, Mortise Lockset, Keycard, High Security cylinder, Townsteel "L" keyway, Regular 6 pin, SFIC 7 pin- less core	1,069.00
FME-4040 or IC	Clutched, Electronic Mortise Lockset, Keycard, High Security cylinder, Townsteel "L" keyway, Regular 6 pin, SFIC 7 pin- less core	1,069.00

Remote



TS Product #	No Finish
Remote Control Unit (RCU)	64.00

Keycard



TS Product #	No Finish
Keycard	7.30

IC Core



TS Product #		US26D
IC6	6 Pin SFIC Core, Best Keyway (uncombined)	29.50
IC7	7 Pin SFIC Core, Best Keyway (uncombined)	32.50

*High Security, please check with factory.

KEYING

Commercial Keying Charges

TS Product #		No Finish
TLBR100	KA - Keyed Alike	16.00
TLBR200	MK - Master Keying	18.00
TLBR300	Cut Key Charge	4.50
TLBR400	Key Stamping Charge	3.00

Interchangeable Keying Charges

TS Product #		No Finish
TLBR600	IC Keying Charge	18.00
TLBR300	Cut Key Charge	8.00
TLBR400	Key Stamping Charge	3.00



XCE 9000 Electronic Classroom Intruder Cylindrical Lockset with Keypad

Lever Styles: Sentinel (S), Quest (Q) and Gala (G)

XCE Series	Function	Finish
		US26D / US10B
XCE-9010 or IC	Rigid, Electronic Cylindrical Lockset Standard Cylinder C Keyway, or Small Format 6 or 7 pin, or LFIC Schlage/Corbin Russwin 6 pin, less core	793.00
XCE-9020 or IC	Clutched, Electronic Cylindrical Lockset Standard Cylinder C Keyway, or Small Format 6 or 7 pin, or LFIC Schlage/Corbin Russwin 6 pin, less core	793.00
XCE-9030 or IC	Rigid, Electronic Cylindrical Lockset High Security cylinder, Townsteel "L" keyway, Regular 6 pin, SFIC 7 pin- less core	923.00
XCE-9040 or IC	Clutched, Electronic Cylindrical Lockset High Security cylinder, Townsteel "L" keyway, Regular 6 pin, SFIC 7 pin- less core	923.00



XME 9000 Electronic Intruder Classroom Mortise Lockset with Keypad

Lever Styles: Sentinel (S), Quest (Q) and Gala (G)

XME Series	Function	Finish
		US26D / US10B
XME-9010 or IC	Rigid, Mortise Lockset Standard Cylinder C Keyway, or Small Format 6 or 7 pin, or LFIC Schlage/Corbin Russwin 6 pin, less core	865.00
XME-9020 or IC	Clutched, Mortise Lockset Standard Cylinder C Keyway, or Small Format 6 or 7 pin, or LFIC Schlage/Corbin Russwin 6 pin, less core	865.00
XME-9030 or IC	Rigid, Mortise Lockset High Security cylinder, Townsteel "L" keyway, Regular 6 pin, SFIC 7 pin- less core	995.00
XME-9040 or IC	Clutched, Electronic Mortise Lockset High Security cylinder, Townsteel "L" keyway, Regular 6 pin, SFIC 7 pin- less core	995.00

Remote



TS Product #	US26D
Remote Control Unit (RCU)	64.00

IC Core



TS Product #	US26D
IC6	6 Pin SFIC Core, Best Keyway (uncombined) 29.50
IC7	7 Pin SFIC Core, Best Keyway (uncombined) 32.50

*High Security, please check with factory.

KEYING

Commercial Keying Charges

TS Product #	US26D
TLBR100	KA - Keyed Alike 16.00
TLBR200	MK - Master Keying 18.00
TLBR300	Cut Key Charge 4.50
TLBR400	Key Stamping Charge 3.00

Interchangeable Keying Charges

TS Product #	US26D
TLBR600	IC Keying Charge 18.00
TLBR300	Cut Key Charge 8.00
TLBR400	Key Stamping Charge 3.00



CIL Series

Interconnected Locks

4" CTC

Levers Available: Sentinel, Quest, and Gala

CIL Series	Function	Finish	
		613	626
With Standard Schlage 6-pin Cylinder			
CIL-S-81	Double Locking-Entry, Sectional O/S	199.00	188.00
CIL-S-82	Single Locking-Passage, Sectional O/S	194.00	183.00
CIL-E-81	Double Locking-Entry, Escutcheon Plate	224.00	213.00
CIL-E-82	Single Locking-Passage, Escutcheon Plate	219.00	208.00
With SFIC, IC core not included			
CIL-S-81-IC	Double Locking-Entry, Sectional O/S, IC	199.00	188.00
CIL-S-82-IC	Single Locking-Passage, Sectional O/S, IC	194.00	183.00
CIL-E-81-IC	Double Locking-Entry, Escutcheon Plate, IC	224.00	213.00
CIL-E-82-IC	Single Locking-Passage, Escutcheon Plate, IC	219.00	208.00

Note 1: Stock finish: US26D. Other finish upon request for lead time.

[1] All standard cylinder comes with 6-pin Schlage C keyway only. [2] GGMK, GMK & MK available at additional charge. [3] Standard T strike furnished with lockset. 2 3/4" x 1 1/8" square strike with deadbolt. [4] Prices based on F.O.B. City of Industry, CA. [5] Prices subject to change without notice. ** Schlage is a registered trademark of Schlage Lock.

CE Series Grade 1 , Non-Clutched

Extra Heavy Duty Cylindrical - Low Profile Rose


Sentinel lever

Gala lever

Quest Lever

CE NON-CLUTCHED	Function	FINISH			
		US10B	US15	US26	US26D
Non Keyed and Single Cylinder, Standard 6-Pin Functions					
CE-75	Passage	181.00	181.00	181.00	181.00
CE-76/77	Privacy / Patio	216.00	216.00	216.00	216.00
CE-89	Exit Latch	216.00	216.00	216.00	216.00
CE-82	Entrance/Office	228.00	228.00	228.00	228.00
CE-84	Classroom	257.00	257.00	257.00	257.00
CE-86/89	Storeroom / Exit	228.00	228.00	228.00	228.00
CE-90	Corridor	288.00	288.00	288.00	288.00
CE-93	Hotel Motel	288.00	288.00	288.00	288.00
CE-109	Entry/Office	228.00	228.00	228.00	228.00
Double Cylinder, Standard 6-Pin					
CE-80	Communicating	288.00	288.00	288.00	288.00
CE-87	Asylum	288.00	288.00	288.00	288.00
CE-88	Vestibule	288.00	288.00	288.00	288.00
CE-91	Store Door	288.00	288.00	288.00	288.00
CE-110	Classroom Intruder	288.00	288.00	288.00	288.00
CEI NON-CLUTCHED-IC	Function	FINISH			
Small Format I.C. Core Ready. Small Format I.C. Core Not Included.					
CEI-80	Communicating	278.00	278.00	278.00	278.00
CEI-82	Entrance /Office	221.00	221.00	221.00	221.00
CEI-84	Classroom	251.00	251.00	251.00	251.00
CEI-86	Storeroom	221.00	221.00	221.00	221.00
CEI-87	Asylum	278.00	278.00	278.00	278.00
CEI-88	Vestibule	278.00	278.00	278.00	278.00
CEI-90	Corridor	278.00	278.00	278.00	278.00
CEI-91	Store Door	278.00	278.00	278.00	278.00
CEI-93	Hotel / Motel	278.00	278.00	278.00	278.00
CEI-109	Entry/Office	221.00	221.00	221.00	221.00
CEI-110	Classroom Intruder	278.00	278.00	278.00	278.00

Note 1: US3 and US4 finish upon request for lead time.

[1] All standard cylinder comes with 6-pin Schlage C keyway only. [2] GGMK, GMK & MK available at additional charge. [3] All locks come with ANSI strike unless specified otherwise. [4] Prices based on F.O.B. City of Industry, CA. [5] Prices subject to change without notice. ** Schlage is a registered trademark of Schlage Lock.

CE Series (CEC) Grade 1 , Clutched

Extra Heavy Duty Cylindrical - Low Profile Rose




Sentinel lever

CEC CLUTCHED	Function	FINISH US32D / US32
Non Keyed and Single Cylinder, Standard 6-Pin Functions		
CEC-75	Passage	274.00
CEC-76/77	Privacy / Patio	319.00
CEC-82	Entrance /Office	312.00
CEC-84	Classroom	327.00
CEC-86/89	Storeroom / Exit	295.00
CEC-90	Corridor	364.00
CEC-109	Entry/Office	321.00
Double Cylinder, Standard 6-Pin		
CEC-80	Communicating	320.00
CEC-88	Vestibule	340.00
CEC-91	Store Door	373.00
CECI CLUTCHED-IC	Function	FINISH US32D / US32
Small Format I.C. Core Ready. Small Format I.C. Core Not Included.		
CECI-80	Communicating	315.00
CECI-82	Entrance /Office	307.00
CECI-84	Classroom	322.00
CECI-86	Storeroom	290.00
CECI-88	Vestibule	335.00
CECI-90	Corridor	359.00
CECI-91	Store Door	368.00
CECI-109	Entry/Office	316.00

[1] All standard cylinder comes with 6-pin Schlage C keyway only. [2] GGMM, GMK & MK available at additional charge. [3] All locks come with ANSI strike unless specified otherwise. [4] Prices based on F.O.B. City of Industry, CA. [5] Prices subject to change without notice. ** Schlage is a registered trademark of Schlage Lock.

CDC / CD Grade 1

ANSI/BHMA GRADE 1 CYLINDRICAL LOCKSET



CDC Series Clutching	Function	FINISH					
		US10B	US3	US4	US15	US26	US26D
With Standard 6-pin Cylinder							
CD-SD	Single Dummy	67.00	65.00	65.00	65.00	65.00	65.00
CDC-75	Passage	166.00	157.00	157.00	157.00	157.00	157.00
CDC-76	Privacy	198.00	188.00	188.00	188.00	188.00	188.00
CDC-84	Classroom	232.00	223.00	223.00	223.00	223.00	223.00
CDC-86	Storeroom	207.00	198.00	198.00	198.00	198.00	198.00
CD-87*	Asylum	259.00	250.00	250.00	250.00	250.00	250.00
CDC-90	Corridor	259.00	250.00	250.00	250.00	250.00	250.00
CDC-109	Entry/Office	207.00	198.00	198.00	198.00	198.00	198.00
CDC-110	Classroom Intruder	259.00	250.00	250.00	250.00	250.00	250.00
CDC Series Clutching-IC		FINISH					
Function		US10B	US3	US4	US15	US26	US26D
S.F.I.C. Core Ready. S.F.I.C. Cylinder Not Included.							
CDCI-84	Classroom	227.00	218.00	218.00	218.00	218.00	218.00
CDCI-86	Storeroom	201.00	192.00	192.00	192.00	192.00	192.00
CDI-87*	Asylum	251.00	242.00	242.00	242.00	242.00	242.00
CDCI-90	Corridor	251.00	242.00	242.00	242.00	242.00	242.00
CDCI-109	Entry/Office	201.00	192.00	192.00	192.00	192.00	192.00
CDCI-110	Classroom Intruder	251.00	242.00	242.00	242.00	242.00	242.00

Note 1: Stock finish : US26D, US10B. Other finish upon request for lead time.

Note 2: F87 only non-clutching available

[1] All standard cylinder comes with 6-pin Schlage C keyway only. [2] GGMK, GMK & MK available at additional charge. [3] All locks come with ANSI strike unless specified otherwise. [4] Prices based on F.O.B. City of Industry, CA. [5] Prices subject to change without notice. ** Schlage is a registered trademark of Schlage Lock.

XCDC Electrified Grade 1

ANSI/BHMA GRADE 1 CYLINDRICAL LOCKSET



XCDC Series Clutching		Function	FINISH					
			US10B	US3	US4	US15	US26	US26D
With Standard 6-pin Cylinder								
XCDC-8612	Classroom (Fail Safe)	N/A	N/A	N/A	N/A	N/A	399.00	
XCDC-8614	Storeroom (Fail Safe)	N/A	N/A	N/A	N/A	N/A	399.00	
XCDC-8622	Classroom (Fail Secure)	N/A	N/A	N/A	N/A	N/A	399.00	
XCDC-8624	Storeroom (Fail Secure)	N/A	N/A	N/A	N/A	N/A	399.00	
XCDC Series Clutching-IC		Function	FINISH					
			US10B	US3	US4	US15	US26	US26D
S.F.I.C. Core Ready. S.F.I.C. Cylinder Not Included. Schlage LFIC Less Core Ready, Cylinder Not Included								
XCDCI-8612	Classroom (Fail Safe)	N/A	N/A	N/A	N/A	N/A	399.00	
XCDCI-8614	Storeroom (Fail Safe)	N/A	N/A	N/A	N/A	N/A	399.00	
XCDCI-8622	Classroom (Fail Secure)	N/A	N/A	N/A	N/A	N/A	399.00	
XCDCI-8624	Storeroom (Fail Secure)	N/A	N/A	N/A	N/A	N/A	399.00	

Note 1: Stock finish: US26D. Other finish upon request for lead time.

Note 2: XCDC-8612 & XCDC-8622 is for 12VDC and XCDC-8614 & XCDC-8624 is for 24VDC.

[1] All standard cylinder comes with 6-pin Schlage C keyway only. [2] GGMMK, GMMK & MK available at additional charge. [3] All locks come with ANSI strike unless specified otherwise. [4] Prices based on F.O.B. City of Industry, CA. [5] Prices subject to change without notice. ** Schlage is a registered trademark of Schlage Lock.



Sentinel Standard trim

Grade 2

**CSRC Series, Clutched,
Conical Rose
Cylindrical Lockset**

Lever Styles: Sentinel (S), Quest (Q), & Gala (G)

CSRC Series	Function	FINISH	
		US10B	US26D
With Standard 6-pin Cylinder			
CSRC-75	Passage	105.00	96.00
CSRC-76	Privacy	110.00	98.00
CSRC-109	Entry	128.00	114.00
CSRC-84	Classroom	128.00	114.00
CSRC-86	Storeroom	128.00	114.00

[1] All standard cylinder comes with 6-pin Schlage C keyway only. [2] GGK, GMK & MK available at additional charge. [3] All locks come with ASA strike unless otherwise specified. [4] Prices based on F.O.B. City of Industry CA. [5] Prices subject to change without notice. ** Schlage is a registered trademark of Schlage Lock.



*Low in stock, will be replaced by CSRC
Grade 2 Cylindrical Lockset*

Grade 2

Heavy Duty Clutched Cylindrical Lockset

CS Series	Function	FINISH					
		US15	US10B	US3	US4	US26	US26D
With Standard 6-pin Cylinder							
CS-SD	Single Dummy	61.00	66.00	61.00	61.00	61.00	61.00
CS-T/COMM	Exit / Twin Communicating	96.00	105.00	96.00	96.00	96.00	96.00
CS-75	Passage	96.00	105.00	96.00	96.00	96.00	96.00
CS-76	Privacy	98.00	110.00	98.00	98.00	98.00	98.00
CS-109	Entry	114.00	128.00	114.00	114.00	114.00	114.00
CS-84	Classroom	114.00	128.00	114.00	114.00	114.00	114.00
CS-86	Storeroom	114.00	128.00	114.00	114.00	114.00	114.00
CS-87	Asylum	127.00	142.00	127.00	127.00	127.00	127.00

Note: CS Series available with Sentinel, Quest, and Gala levers only

CSI Series	Function	FINISH
		US26D
I.C. Core Ready, I.C. Cylinder Not Included		
CSI-109	Entry	109.00
CSI-84	Classroom	109.00
CSI-86	Storeroom	109.00

Note: CSI Series available with Sentinel and Quest levers only

Heavy Duty Non-Clutched Cylindrical Lockset

CB Series	Function	FINISH					
		US15	US10B	US3	US4	US26	US26D
With Standard 6-pin Cylinder							
CBC-75	Passage	N/A	105.00	N/A	N/A	N/A	96.00
CB-76	Privacy	N/A	110.00	N/A	N/A	N/A	98.00
CB-109	Entry	N/A	128.00	N/A	N/A	N/A	114.00
CB-84	Classroom	N/A	128.00	N/A	N/A	N/A	114.00
CB-86	Storeroom	N/A	128.00	N/A	N/A	N/A	114.00

Note: CB Series available with Sentinel lever only.

[1] All standard cylinder comes with 6-pin Schlage C keyway only. [2] GGMK, GMK & MK available at additional charge. [3] All locks come with T-strike unless otherwise specified. [4] Prices based on F.O.B. City of Industry CA. [5] Prices subject to change without notice. ** Schlage is a registered trademark of Schlage Lock.



Tubular Lock Designer

Designer Series	Descriptions	FINISH						
		US3	US4	US26	US26D	US10B	US14	US15
TDS-L	Dummy Single	73.00	73.00	73.00	73.00	89.00	81.00	81.00
TDP-L	Dummy Pair	127.00	127.00	127.00	127.00	155.00	140.00	140.00
TLL-L-2-3/8	Passage, 2-3/8" Backset	144.00	144.00	144.00	144.00	176.00	159.00	159.00
TLL-L-2-3/4	Passage, 2-3/4" Backset	144.00	144.00	144.00	144.00	176.00	159.00	159.00
TLP-L-2-3/8	Privacy, 2-3/8" Backset	162.00	162.00	162.00	162.00	196.00	178.00	178.00
TLP-L-2-3/4	Privacy, 2-3/4" Backset	162.00	162.00	162.00	162.00	196.00	178.00	178.00

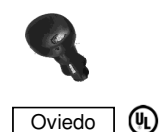
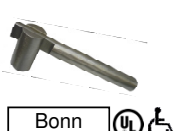


Note 1: TLL-B (Bevel), C (Curve), F (Flat), H (Heritage), LS (LS), S (Square) Levers, quote upon request.

Note 2: For dimensions, refer to Catalog and TownSteel website.



Tubular Lock Vintage

Vintage Series	Descriptions	FINISH						
		US3	US4	US26	US26D	US10B	US14	US15
TDS-V	Dummy Single	81.00	81.00	81.00	81.00	99.00	89.00	89.00
TDP-V	Dummy Pair	140.00	140.00	140.00	140.00	171.00	155.00	155.00
TLL-V-2-3/8	Passage, 2-3/8" Backset	159.00	159.00	159.00	159.00	193.00	176.00	176.00
TLL-V-2-3/4	Passage, 2-3/4" Backset	159.00	159.00	159.00	159.00	193.00	176.00	176.00
TLP-V-2-3/8	Privacy, 2-3/8" Backset	178.00	178.00	178.00	178.00	216.00	196.00	196.00
TLP-V-2-3/4	Privacy, 2-3/4" Backset	178.00	178.00	178.00	178.00	216.00	196.00	196.00



* Sentinel, Quest, Tango, Gala, Imperial Levers also available.

* Not all lever designs available in all finishes, please contact factory.

[1] For levers and finishes not shown, Please contact factory. [2] Different finishes require different lead times. Please contact factory. [3] PVD finish available upon request for an additional 15% charge. Please contact factory. [4] Prices based on F.O.B. City of Industry, CA. [5] Prices subject to change without notice.





Tubular Lock

Designer



Designer Series	Descriptions	FINISH	
		US32D	US32
TDS-L	Dummy Single	89.00	89.00
TDP-L	Dummy Pair	155.00	155.00
TLL-L-2-3/8	Passage, 2-3/8" Backset	176.00	176.00
TLL-L-2-3/4	Passage, 2-3/4" Backset	176.00	176.00
TLP-L-2-3/8	Privacy, 2-3/8" Backset	196.00	196.00
TLP-L-2-3/4	Privacy, 2-3/4" Backset	196.00	196.00

SST Lever Designs available**:





Delano  





Flam  





Lido  





Lubeck  





Malmo  





Norse  



Oland  



Wales  


* Tango, Gala, Imperial levers also available.

**More levers are available, refer to Catalog and TownSteel website.

[1] Not all lever designs available in all finishes. Please contact factory. [2] Different finishes require different lead times. Please contact factory. [3] PVD finish available upon request for an additional 15% charge. Please contact factory. [4] Prices based on F.O.B. City of Industry, CA. [5] Prices subject to change without notice.



DBD-61



DBD-81

Grade 1

Commercial Deadbolt

DBD Series	Function	FINISH	
		US10B	US26D
With 6-pin Regular Cylinder. 2-3/4" backset.			
DBD-61	Single Cylinder x Thumbturn	111.00	105.00
DBD-62	Double Cylinder	136.00	130.00
DBD-81	Single Cylinder x Blank Plate	101.00	95.00



DBDI-62

Grade 1

Commercial Deadbolt

DBDI Series	Function	FINISH	
		US10B	US26D
S.F.I.C. Core Ready. S.F.I.C. Core Not Included. 2-3/4" backset.			
DBDI-61	Single Cylinder x Thumbturn	111.00	105.00
DBDI-62	Double Cylinder	136.00	130.00


*** STANDARD DISCOUNT ONLY *** (No Extra Charge if ordered with lock only)		
DBD-Latch-2 3/8" (26D / 10B)	2-3/8" backset latch	22.00



DBT-62



DBT-50



Indicator (DBT-70 outside)

Grade 2

Commercial Deadbolt

DBT Series	Function	FINISH		
		US10B	US26D	US32D
With 6-pin Regular Cylinder. 2-3/8" & 2-3/4" adjustable backset.				
DBT-50	Thumbturn Only	34.00	32.00	30.00
DBT-61	Single Cylinder x Thumbturn	69.00	67.00	65.00
DBT-62	Double Cylinder	90.00	88.00	86.00
DBT-65	Single Cylinder x Thumbturn Classroom	78.00	76.00	74.00
DBT-70	Deadbolt with Indicator	48.00	46.00	44.00



DBTI-61

Grade 2

Commercial Deadbolt

DBTI Series	Function	FINISH		
		US10B	US26D	US32D
S.F.I.C. Core Ready. S.F.I.C. Core Not Included. 2-3/8" & 2-3/4" adjustable backset.				
DBTI-61	Single Cylinder x Thumbturn	69.00	67.00	65.00
DBTI-62	Double Cylinder	90.00	88.00	86.00
DBTI-65	Single Cylinder x Thumbturn Classroom	78.00	76.00	74.00

[1] All regular cylinder comes with 6-pin Schlage C keyway only. [2] I.C. Core fits Falcon and Best I.C. cylinder. [3] I.C. Cylinder not included.
 [4] GGMK, GMK & MK available at additional charge. [5] All locks comes with 2-3/4" x 1-1/8" lipless strike unless specified otherwise.
 [6] Prices based on F.O.B. City of Industry, CA [7] Prices subject to change without notice.
 ** Schlage, Falcon and Best are registered trademarks of their respective owners.



Grade 1

Commercial Deadbolt

DBF Series	Function	FINISH				
		US10	US10B	US3	US26	US26D
With 6-pin Regular Cylinder						
DBF-61	Single Cylinder	211.00	211.00	202.00	202.00	202.00
DBF-62	Double Cylinder	261.00	261.00	252.00	252.00	252.00



Grade 1

Commercial Deadbolt

DBFI Series	Function	FINISH				
		US10	US10B	US3	US26	US26D
I.C. Core Ready. I.C. Cylinder Not Included.						
DBFI-61	Single Cylinder	206.00	206.00	195.00	195.00	195.00
DBFI-62	Double Cylinder	249.00	249.00	238.00	238.00	238.00



Grade 2

Commercial Deadbolt

DBS Series	Function	FINISH				
		US10B	US3	US26	US26D	
With 6-pin Regular Cylinder						
DBS-61	Single Cylinder		63.00	54.00	57.00	N/A
DBS-62	Double Cylinder		80.00	72.00	74.00	N/A
DBS-63	Thumbturn		N/A	17.00	N/A	20.00

[1] All regular cylinder comes with 6-pin Schlage C keyway only.
 [2] I.C. Core fits Falcon and Best I.C. cylinder.
 [3] I.C. Cylinder not included.
 [4] GGMK, GMK & MK available at additional charge.
 [5] All locks comes with 2-3/4" x 1-1/8" lipless strike unless specified otherwise.
 [6] Prices based on F.O.B. City of Industry, CA.
 [7] Prices subject to change without notice.
 ** Schlage, Falcon and Best are registered trademarks of their respective owners.



**Heavy Duty Anti-Ligature Lever
ANSI Grade 1 Mortise Lockset**

MRX-L

MRX-L Series	Descriptions	FINISH
		US32D
MRX-S-L-01	Sectional Trim, Non Keyed, Passage X Levers	670.00
MRX-S-L-02	Sectional Trim, Non Keyed, Privacy/Bathroom with Deadbolt X Levers	690.00
MRX-S-L-04	Sectional Trim, Keyed Single Cylinder, Entry/Office X Levers	720.00
MRX-S-L-05	Sectional Trim, Keyed Single Cylinder, Classroom X Levers	720.00
MRX-S-L-07	Sectional Trim, Keyed Single Cylinder, Storeroom/Closet X Levers	720.00
MRX-S-L-08	Sectional Trim, Keyed Single Cylinder, Front Door/Corridor Lock X Levers	720.00
MRX-S-L-12	Sectional Trim, Keyed Single Cylinder, Dormitory or Exit with T-Turn X Levers	740.00
MRX-S-L-13	Sectional Trim, Keyed Single Cylinder, Dormitory or Exit with T-Turn X Levers	740.00
MRX-S-L-14	Sectional Trim, Keyed Double Cylinder, Store Door X Levers	800.00
MRX-S-L-15*	Sectional Trim, Keyed Single Cylinder, Hotel/Motel with T-Turn X Levers. *The full functionality of the F15 function cannot be achieved with the cylinder supplied from TownSteel. Customer must furnish their own emergency cylinder.	740.00
MRX-S-L-19	Sectional Trim, Non Keyed, Privacy/Bathroom with Deadbolt X Levers	690.00
MRX-S-L-20	Sectional Trim, Keyed Single Cylinder, Entrance/Apartment/Dormitory with T-Turn X Levers	740.00
MRX-S-L-22	Sectional Trim, Non Keyed, Privacy/Bathroom without Deadbolt X Levers	690.00
MRX-S-L-26	Sectional Trim, Keyed Single Cylinder, Institutional Privacy X Levers	800.00
MRX-S-L-29	Sectional Trim, Keyed Single Cylinder, Anti-Ligature T-Turn Levers, Classroom Dead Lock	670.00
MRX-S-L-30	Sectional Trim, Keyed Double Cylinders, Institutional X Levers	800.00
MRX-S-L-32	Sectional Trim, Keyed Double Cylinders, Intruder Latch Bolt X Levers	800.00
MRX-S-L-33	Sectional Trim, Keyed Double Cylinders, Intruder Dead Bolt X Levers	800.00
MRX-S-L-34	Sectional Trim, Keyed Double Cylinders, Intruder Dead Bolt with Auxiliary Dead Latch X Levers	800.00
MRX-S-L-35	Sectional Trim, Keyed Double Cylinders, Storeroom with Dead Bolt X Levers	800.00
MRX-S-L-46	Sectional Trim, Keyed Single Cylinder, Institutional Privacy with Key locked feature	800.00
MRX-S-L-RF	Sectional Trim, Keyed Single Cylinder, Female Patient Privacy with T-Turn X Levers	800.00
MRX-S-L-LTF	Sectional Trim, Keyed Single Cylinder, Female Patient Privacy with T-Turn X Levers	800.00
MRX-E-L-01	Escutcheon Trim, Non Keyed, Passage X Levers	870.00
MRX-E-L-02	Escutcheon Trim, Non Keyed, Privacy/Bathroom with Deadbolt X Levers	890.00
MRX-E-L-04	Escutcheon Trim, Keyed Single Cylinder, Entry/Office X Levers	920.00
MRX-E-L-05	Escutcheon Trim, Keyed Single Cylinder, Classroom X Levers	920.00
MRX-E-L-07	Escutcheon Trim, Keyed Single Cylinder, Storeroom/Closet X Levers	920.00
MRX-E-L-08	Escutcheon Trim, Keyed Single Cylinder, Front Door/Corridor Lock X Levers	920.00
MRX-E-L-12	Escutcheon Trim, Keyed Single Cylinder, Dormitory or Exit with T-Turn X Levers	940.00
MRX-E-L-13	Escutcheon Trim, Keyed Single Cylinder, Dormitory or Exit with T-Turn X Levers	940.00
MRX-E-L-14	Escutcheon Trim, Keyed Double Cylinder, Store Door X Levers	990.00
MRX-E-L-15*	Escutcheon Trim, Keyed Single Cylinder, Hotel/Motel with T-Turn X Levers. *The full functionality of the F15 function cannot be achieved with the cylinder supplied from TownSteel. Customer must furnish their own emergency cylinder.	940.00
MRX-E-L-20	Escutcheon Trim, Keyed Single Cylinder, Entrance/Apartment/dormitory with T-Turn X Levers	940.00
MRX-E-L-22	Escutcheon Trim, Non Keyed, Privacy/Bathroom without Deadbolt X Levers	890.00
MRX-E-L-26	Escutcheon Trim, Keyed Single Cylinder, Institutional Privacy X Levers	990.00
MRX-E-L-29	Escutcheon Trim, Keyed Single Cylinder, Anti-Ligature T-Turn Levers, Classroom Dead Lock	870.00
MRX-E-L-30	Escutcheon Trim, Keyed Double Cylinders, Institutional X Levers	990.00
MRX-E-L-32	Escutcheon Trim, Keyed Double Cylinders, Intruder Latch Bolt X Levers	990.00
MRX-E-L-33	Escutcheon Trim, Keyed Double Cylinders, Intruder Dead Bolt X Levers	990.00
MRX-E-L-34	Escutcheon Trim, Keyed Double Cylinders, Intruder Dead Bolt with Auxiliary Dead Latch X Levers	990.00
MRX-E-L-35	Escutcheon Trim, Keyed Double Cylinders, Storeroom with Dead Bolt X Levers	990.00
MRX-E-L-46	Escutcheon Trim, Keyed Single Cylinder, Institutional Privacy with Key locked feature	990.00
MRX-E-L-RF	Escutcheon Trim, Keyed Single Cylinder, Female Patient Privacy with T-Turn X Levers	990.00
MRX-E-L-LTF	Escutcheon Trim, Keyed Single Cylinder, Female Patient Privacy with T-Turn X Levers	990.00

*Special Note: TownSteel can only supply the Schlage C Keyway Cylinder and not the Special Hotel Cylinder for F15 Function
 [1] All locks comes with 6-pin Schlage C keyway standard cylinder. [2] Small Format IC housing is available. SFIC core is available at additional charge.
 [3] Prices subject to change without notice. ** Schlage is a registered trademark of Schlage Lock.



**Heavy Duty Anti-Ligature Knob
ANSI Grade 1 Mortise Lockset**

MRX-K

MRX-K Series	Descriptions	FINISH
		US32D
MRX-S-K-01	Sectional Trim, Non Keyed, Passage X Knobs	620.00
MRX-S-K-02	Sectional Trim, Non Keyed, Privacy/Bathroom with Deadbolt X Knobs	640.00
MRX-S-K-04	Sectional Trim, Keyed Single Cylinder, Entry/Office X Knobs	670.00
MRX-S-K-05	Sectional Trim, Keyed Single Cylinder, Classroom X Knobs	670.00
MRX-S-K-07	Sectional Trim, Keyed Single Cylinder, Storeroom/Closet X Knobs	670.00
MRX-S-K-08	Sectional Trim, Keyed Single Cylinder, Front Door/Corridor Lock X Knobs	670.00
MRX-S-K-12	Sectional Trim, Keyed Single Cylinder, Dormitory or Exit with T-Turn X Knobs	690.00
MRX-S-K-13	Sectional Trim, Keyed Single Cylinder, Dormitory or Exit with T-Turn X Knobs	690.00
MRX-S-K-15*	Sectional Trim, Keyed Single Cylinder, Hotel/Motel with T-Turn X Knobs *The full functionality of the F15 function cannot be achieved with the cylinder supplied from TownSteel. Customer must furnish their own emergency cylinder.	690.00
MRX-S-K-19	Sectional Trim, Non Keyed, Privacy/Bathroom with Deadbolt X Knobs	640.00
MRX-S-K-20	Sectional Trim, Keyed Single Cylinder, Entrance/Apartment/Dormitory with T-Turn X Knobs	690.00
MRX-S-K-22	Sectional Trim, Non Keyed, Privacy/Bathroom without Deadbolt X Knobs	640.00
MRX-S-K-26	Sectional Trim, Keyed Single Cylinder, Institutional Privacy X Knobs	745.00
MRX-S-K-29	Sectional Trim, Keyed Single Cylinder, Anti-Ligature T-Turn Knobs, Classroom Dead Lock	620.00
MRX-S-K-30	Sectional Trim, Keyed Double Cylinders, Institutional X Knobs	745.00
MRX-S-K-32	Sectional Trim, Keyed Double Cylinders, Intruder Latch Bolt X Knobs	745.00
MRX-S-K-33	Sectional Trim, Keyed Double Cylinders, Intruder Dead Bolt X Knobs	745.00
MRX-S-K-34	Sectional Trim, Keyed Double Cylinders, Intruder Dead Bolt with Auxiliary Dead Latch X Knobs	745.00
MRX-S-K-35	Sectional Trim, Keyed Double Cylinders, Storeroom with Dead Bolt X Knobs	745.00
MRX-S-K-46	Sectional Trim, Keyed Single Cylinder, Institutional Privacy with Key locked feature	745.00
MRX-S-K-RF	Sectional Trim, Keyed Single Cylinder, Female Patient Privacy with T-Turn X Knob	745.00
MRX-S-K-LTF	Sectional Trim, Keyed Single Cylinder, Female Patient Privacy with T-Turn X Knob	745.00
MRX-E-K-01	Escutcheon Trim, Non Keyed, Passage X Knobs	820.00
MRX-E-K-02	Escutcheon Trim, Non Keyed, Privacy/Bathroom with Deadbolt X Knobs	840.00
MRX-E-K-04	Escutcheon Trim, Keyed Single Cylinder, Entry/Office X Knobs	870.00
MRX-E-K-05	Escutcheon Trim, Keyed Single Cylinder, Classroom X Knobs	870.00
MRX-E-K-07	Escutcheon Trim, Keyed Single Cylinder, Storeroom/Closet X Knobs	870.00
MRX-E-K-08	Escutcheon Trim, Keyed Single Cylinder, Front Door/Corridor Lock X Knobs	870.00
MRX-E-K-12	Escutcheon Trim, Keyed Single Cylinder, Dormitory or Exit with T-Turn X Knobs	890.00
MRX-E-K-13	Escutcheon Trim, Keyed Single Cylinder, Dormitory or Exit with T-Turn X Knobs	890.00
MRX-E-K-15*	Escutcheon Trim, Keyed Single Cylinder, Hotel/Motel with T-Turn X Knobs *The full functionality of the F15 function cannot be achieved with the cylinder supplied from TownSteel. Customer must furnish their own emergency cylinder.	890.00
MRX-E-K-20	Escutcheon Trim, Keyed Single Cylinder, Entrance/Apartment/Dormitory with T-Turn X Knobs	890.00
MRX-E-K-22	Escutcheon Trim, Non Keyed, Privacy/Bathroom without Deadbolt X Knobs	840.00
MRX-E-K-26	Escutcheon Trim, Keyed Single Cylinder, Institutional Privacy X Knobs	945.00
MRX-E-K-29	Escutcheon Trim, Keyed Single Cylinder, Anti-Ligature T-Turn Knobs, Classroom Dead Lock	820.00
MRX-E-K-30	Escutcheon Trim, Keyed Double Cylinders, Institutional X Knobs	945.00
MRX-E-K-32	Escutcheon Trim, Keyed Double Cylinders, Intruder Latch Bolt X Knobs	945.00
MRX-E-K-33	Escutcheon Trim, Keyed Double Cylinders, Intruder Dead Bolt X Knobs	945.00
MRX-E-K-34	Escutcheon Trim, Keyed Double Cylinders, Intruder Dead Bolt with Auxiliary Dead Latch X Knobs	945.00
MRX-E-K-35	Escutcheon Trim, Keyed Double Cylinders, Storeroom with Dead Bolt X Knobs	945.00
MRX-E-K-46	Escutcheon Trim, Keyed Single Cylinder, Institutional Privacy with Key locked feature	945.00
MRX-E-K-RF	Escutcheon Trim, Keyed Single Cylinder, Female Patient Privacy with T-Turn X Knob	945.00
MRX-E-K-LTF	Escutcheon Trim, Keyed Single Cylinder, Female Patient Privacy with T-Turn X Knob	945.00

*Special Note: TownSteel can only supply the Schlage C Keyway Cylinder and not the Special Hotel Cylinder for F15 Function

[1] All locks comes with 6-pin Schlage C keyway standard cylinder. [2] Small Format IC housing is available. SFIC core is available at additional charge.

[3] Prices subject to change without notice. ** Schlage is a registered trademark of Schlage Lock.


**ANSI Grade 1 Mortise Lockset
 with Ligature Resistant Trim - Arch**

MRX-A

MRX-A Series	Descriptions	FINISH US32D
MRX-A-01	Arch Lever Trim, Non Keyed, Passage	870.00
MRX-A-02	Arch Lever Trim, Non Keyed, Privacy/Bathroom with Deadbolt	890.00
MRX-A-04	Arch Lever Trim, Keyed Single Cylinder, Entry/Office	920.00
MRX-A-05	Arch Lever Trim, Keyed Single Cylinder, Classroom	920.00
MRX-A-07	Arch Lever Trim, Keyed Single Cylinder, Storeroom/Closet	920.00
MRX-A-08	Arch Lever Trim, Keyed Single Cylinder, Front Door/Corridor Lock	920.00
MRX-A-12	Arch Lever Trim, Keyed Single Cylinder, Dormitory or Exit with T-Turn	940.00
MRX-A-13	Arch Lever Trim, Keyed Single Cylinder, Dormitory or Exit with T-Turn	940.00
MRX-A-14	Arch Lever Trim, Keyed Double Cylinder, Store Door Lock	990.00
MRX-A-15	Arch Lever Trim, Keyed Single Cylinder, Hotel/Motel with T-Turn *The full functionality of the F15 function cannot be achieved with the cylinder supplied from TownSteel. Customer must furnish their own emergency cylinder.	940.00
MRX-A-19	Arch Lever Trim, Non Keyed, Privacy/Bathroom with Deadbolt	890.00
MRX-A-20	Arch Lever Trim, Keyed Single Cylinder, Entrance/Apartment/dormitory with T-Turn	940.00
MRX-A-22	Arch Lever Trim, Non Keyed, Privacy/Bathroom without Deadbolt	890.00
MRX-A-26	Arch Lever Trim, Keyed Single Cylinder, Institutional Privacy	990.00
MRX-A-29	MRX-A-29, Keyed Single Cylinder, Classroom Dead Lock	560.00
MRX-A-30	Arch Lever Trim, Keyed Double Cylinders, Institutional	990.00
MRX-A-32	Arch Lever Trim, Keyed Double Cylinders, Intruder Latch Bolt	990.00
MRX-A-33	Arch Lever Trim, Keyed Double Cylinders, Intruder Dead Bolt	990.00
MRX-A-34	Arch Lever Trim, Keyed Double Cylinders, Intruder Dead Bolt with Auxiliary Dead Latch	990.00
MRX-A-35	Arch Lever Trim, Keyed Double Cylinders, Storeroom with Dead Bolt	990.00
MRX-A-46	Arch Lever Trim, Keyed Single Cylinder, Institutional Privacy with Key locked feature	990.00
MRX-A-RF	Arch Lever Trim, Keyed Single Cylinder, Female Patient Privacy with T-Turn	990.00
MRX-A-LTF	Arch Lever Trim, Keyed Single Cylinder, Female Patient Privacy with T-Turn	990.00
MRX-A-41	Arch Lever Trim, Single Dummy	280.00
MRX-A-72	Arch Lever Trim, Back to Back Double Dummy	560.00

[1] All locks comes with 6-pin Schlage C keyway standard cylinder. [2] Small Format IC housing is available. SFIC core is available at additional charge.

[3] Prices subject to change without notice. ** Schlage is a registered trademark of Schlage Lock.



XMRX-S-K

Electrified Ligature Resistant Mortise Lock - Knob

Sectional

XMRX-S-K Series		Descriptions	Finish US32D
Single Cylinder Functions, 3-Position monitoring			
XMRX-S-K-121	12VDC Fail Safe, 3-Position Monitoring		870
XMRX-S-K-122	12VDC Fail Secure, 3-Position Monitoring		870
XMRX-S-K-241	24VDC Fail Safe, 3-Position Monitoring		870
XMRX-S-K-242	24VDC Fail Secure, 3-Position Monitoring		870
Single Cylinder Functions, RQE			
XMRX-S-K-121RQE	12VDC Fail Safe, Request-to-Exit (RQE)		870
XMRX-S-K-122RQE	12VDC Fail Secure, Request-to-Exit (RQE)		870
XMRX-S-K-241RQE	24VDC Fail Safe, Request-to-Exit (RQE)		870
XMRX-S-K-242RQE	24VDC Fail Secure, Request-to-Exit (RQE)		870
Deadbolt w/Thumbturn Functions, RQE			
XMRX-S-K-121-DB	12VDC Fail Safe, Deadbolt Request-to-Exit (RQE)		870
XMRX-S-K-122-DB	12VDC Fail Secure, Deadbolt Request-to-Exit (RQE)		870
XMRX-S-K-241-DB	24VDC Fail Safe, Deadbolt Request-to-Exit (RQE)		870
XMRX-S-K-242-DB	24VDC Fail Secure, Deadbolt Request-to-Exit (RQE)		870
Deadbolt w/Double Cylinder Functions, RQE			
XMRX-S-K-121-DC	12VDC Fail Safe, Deadbolt Request-to-Exit (RQE)		945
XMRX-S-K-122-DC	12VDC Fail Secure, Deadbolt Request-to-Exit (RQE)		945
XMRX-S-K-241-DC	24VDC Fail Safe, Deadbolt Request-to-Exit (RQE)		945
XMRX-S-K-242-DC	24VDC Fail Secure, Deadbolt Request-to-Exit (RQE)		945

[1] Complete stainless steel trims available only with Sentinel, Congress, Artistic, Tango, Imperial, Gala & Regal. [2] Regal knob available in US3, 4, 26D, 32, 32D only. [3] All locks comes with 6-pin Schlage C keyway standard cylinder. [4] GGMM, GMK & MK available at additional charge. [5] Prices based on F.O.B. City of Industry, CA. [6] Prices subject to change without notice. ** Schlage is a registered trademark of Schlage Lock.



XMRX-E-K

Electrified Ligature Resistant Mortise Lock - Knob

Escutcheon

XMRX-E-K Series		Descriptions	Finish US32D
Single Cylinder Functions, 3-Position monitoring			
XMRX-E-K-121	12VDC Fail Safe, 3-Position Monitoring		1070
XMRX-E-K-122	12VDC Fail Secure, 3-Position Monitoring		1070
XMRX-E-K-241	24VDC Fail Safe, 3-Position Monitoring		1070
XMRX-E-K-242	24VDC Fail Secure, 3-Position Monitoring		1070
Single Cylinder Functions, RQE			
XMRX-E-K-121RQE	12VDC Fail Safe, Request-to-Exit (RQE)		1070
XMRX-E-K-122RQE	12VDC Fail Secure, Request-to-Exit (RQE)		1070
XMRX-E-K-241RQE	24VDC Fail Safe, Request-to-Exit (RQE)		1070
XMRX-E-K-242RQE	24VDC Fail Secure, Request-to-Exit (RQE)		1070
Deadbolt w/Thumbturn Functions, RQE			
XMRX-E-K-121-DB	12VDC Fail Safe, Deadbolt Request-to-Exit (RQE)		1070
XMRX-E-K-122-DB	12VDC Fail Secure, Deadbolt Request-to-Exit (RQE)		1070
XMRX-E-K-241-DB	24VDC Fail Safe, Deadbolt Request-to-Exit (RQE)		1070
XMRX-E-K-242-DB	24VDC Fail Secure, Deadbolt Request-to-Exit (RQE)		1070
Deadbolt w/Double Cylinder Functions, RQE			
XMRX-E-K-121-DC	12VDC Fail Safe, Deadbolt Request-to-Exit (RQE)		1145
XMRX-E-K-122-DC	12VDC Fail Secure, Deadbolt Request-to-Exit (RQE)		1145
XMRX-E-K-241-DC	24VDC Fail Safe, Deadbolt Request-to-Exit (RQE)		1145
XMRX-E-K-242-DC	24VDC Fail Secure, Deadbolt Request-to-Exit (RQE)		1145

[1] Complete stainless steel trims available only with Sentinel, Congress, Artistic, Tango, Imperial, Gala & Regal. [2] Regal knob available in US3, 4, 26D, 32, 32D only. [3] All locks comes with 6-pin Schlage C keyway standard cylinder. [4] GGMM, GMK & MK available at additional charge. [5] Prices based on F.O.B. City of Industry, CA. [6] Prices subject to change without notice. ** Schlage is a registered trademark of Schlage Lock.



XMRX-A

Electrified Ligature Resistant Mortise Lock

Arch Trim

XMRX-A Series		Descriptions	Finish US32D
Single Cylinder Functions, 3-Position monitoring			
XMRX-A-121	12VDC Fail Safe, 3-Position Monitoring		1120
XMRX-A-122	12VDC Fail Secure, 3-Position Monitoring		1120
XMRX-A-241	24VDC Fail Safe, 3-Position Monitoring		1120
XMRX-A-242	24VDC Fail Secure, 3-Position Monitoring		1120
Single Cylinder Functions, RQE			
XMRX-A-121RQE	12VDC Fail Safe, Request-to-Exit (RQE)		1120
XMRX-A-122RQE	12VDC Fail Secure, Request-to-Exit (RQE)		1120
XMRX-A-241RQE	24VDC Fail Safe, Request-to-Exit (RQE)		1120
XMRX-A-242RQE	24VDC Fail Secure, Request-to-Exit (RQE)		1120
Deadbolt w/Thumbturn Functions, RQE			
XMRX-A-121-DB	12VDC Fail Safe, Deadbolt Request-to-Exit (RQE)		1120
XMRX-A-122-DB	12VDC Fail Secure, Deadbolt Request-to-Exit (RQE)		1120
XMRX-A-241-DB	24VDC Fail Safe, Deadbolt Request-to-Exit (RQE)		1120
XMRX-A-242-DB	24VDC Fail Secure, Deadbolt Request-to-Exit (RQE)		1120
Deadbolt w/Double Cylinder Functions, RQE			
XMRX-A-121-DC	12VDC Fail Safe, Deadbolt Request-to-Exit (RQE)		1190
XMRX-A-122-DC	12VDC Fail Secure, Deadbolt Request-to-Exit (RQE)		1190
XMRX-A-241-DC	24VDC Fail Safe, Deadbolt Request-to-Exit (RQE)		1190
XMRX-A-242-DC	24VDC Fail Secure, Deadbolt Request-to-Exit (RQE)		1190

[1] Complete stainless steel trims available only with Sentinel, Congress, Artistic, Tango, Imperial, Gala & Regal. [2] Regal knob available in US3, 4, 26D, 32, 32D only. [3] All locks comes with 6-pin Schlage C keyway standard cylinder. [4] GGMMK, GMK & MK available at additional charge. [5] Prices based on F.O.B. City of Industry, CA. [6] Prices subject to change without notice. * Schlage is a registered trademark of Schlage Lock.


**Heavy Duty Ligature Resistant Lever
 Grade 1 Cylindrical Lockset**

TRX-L

TRX-L Series	Descriptions	FINISH
		US32D
TRX-L-75	Passage, Non Keyed, Clutched Levers	500.00
TRX-L-76**	Privacy, Non Keyed, Clutched Levers, Not available with 5" Backset	520.00
TRX-L-109*	Entry, Keyed, Clutched Levers	540.00
TRX-L-84	Classroom, Keyed, Clutched Levers	540.00
TRX-L-86	Storeroom, Keyed, Clutched Levers	540.00
TRX-L-87	Asylum, Keyed, Double Cylinders, Clutched Levers	630.00
TRX-L-72	Back to Back Dummy, Thru-Bolt, Levers	400.00
TRX-L-110	Classroom Intruder, Keyed, Clutched Levers	680.00
TRX-L-80	Communicating, Keyed, Clutched Levers	680.00
TRX-L-SFIC Series		FINISH
		US32D
TRX-L-IC Function	Clutched Levers, Small Format 6-Pin/7-Pin IC Core Ready (I.C. core not included) (Available for F109, F84, F86 or F87 function)	530.00
TRX-L-IC Function	Clutched Levers, Small Format 6-Pin/7-Pin IC Core Ready (I.C. core not included) (Available for F110 or F80 function)	580.00
TRX-L-LFIC Series		FINISH
		US32D
TRX-L-IC Function	Clutched Levers, Large Format Schlage/Corbin Russwin 6-Pin IC Core Ready (I.C. core not included) (Available for F109,F84,F86 or F87 function)	580.00
Optional Backset		
5" Optional Backset (For TRX-L)		Add \$10.00 Net

Special note 1: *TRX-L-81 is old item number, replaced by new item number, TRX-L-109

Special note 2: **5" Backset is not available for TRX-L-76 (Privacy Function)

[1] All locks comes with 6-pin Schlage C keyway standard cylinder. [2] Small Format IC housing is available. SFIC core is available at additional charge.

[3] Prices subject to change without notice. ** Schlage is a registered trademark of Schlage Lock.



**Heavy Duty Anti-Ligature Knob
ANSI Grade 1 Cylindrical Lockset**

CRX-K

CRX-K Series	Descriptions	FINISH
		US32D
CRX-K-75	Passage, Non Keyed, Knobs	580.00
CRX-K-76	Privacy, Non Keyed, Knobs	600.00
CRX-K-81	Entry, Keyed Single Cylinder, Knobs	620.00
CRX-K-84	Classroom, Keyed Single Cylinder, Knobs	620.00
CRX-K-86	Storeroom, Keyed Single Cylinder, Knobs	620.00
CRX-K-87	Asylum, Keyed, Double Cylinder, Knobs	680.00
CRX-K-110	Classroom Intruder, Keyed, Double Cylinder, Knobs	680.00
CRX-K-72	Back to Back Dummy, Thru-Bolt, Knobs	480.00
Optional Backset		
5" Optional Backset (For CRX-K)		Add \$10.00 Net

[1] All locks comes with 6-pin Schlage C keyway standard cylinder. [2] IC is not available.

**Heavy Duty Ligature Resistant Arch Trim
Grade1 Cylindrical Lockset**



CRX-A

CRX-A Series	Descriptions	FINISH
		US32D
CRX-A-75	Passage, Non Keyed	680.00
CRX-A-76	Privacy, Non Keyed	700.00
CRX-A-84	Classroom, Keyed	720.00
CRX-A-86	Storeroom, Keyed	720.00
CRX-A-41	Single Dummy	280.00
CRX-A-72	Back to Back Dummy	560.00
CRX-A-SFIC Series		
Descriptions		FINISH
		US32D
CRX-A-IC Function	Keyed, Small Format 6-Pin/7-Pin IC Core Ready (I.C. core not included) (Available for F84 and F86 function)	820.00
CRX-A-LFIC Series		
Descriptions		FINISH
		US32D
CRX-A-IC Function	Keyed, Large Format Schlage/Corbin Russwin 6-Pin IC Core Ready (I.C. core not included) (Available for F84 and F86 function)	820.00
Optional Backset		
5" Optional Backset (For CRX-A)		Add \$10.00 Net

[1] All locks comes with 6-pin Schlage C keyway standard cylinder.
 [2] High security cylinder available, TownSteel "L" keyway, 6 pin
 [3] Prices subject to change without notice. ** Schlage is a registered trademark of Schlage Lock.



**Heavy Duty Anti-Ligature Thumbturn
ANSI Grade 1 Mortise Deadbolt**

DRX

DRX Series	Descriptions	FINISH US32D
DRX-09	Deadbolt, Thumbturn, Single Cylinder, Classroom	270.00
DRX-07	Deadbolt, Thumbturn, Single Cylinder	270.00
DRX-18	Deadbolt, Thumbturn only. No trim on the other side	230.00

CYLINDERS & KEYING

Cylinders



TS Product #	Description	3, 4, 26, 26D	32D	10B
4036SC	1-1/4" Mortise Cylinder, Schlage C Keyway	\$28.50	\$32.50	\$32.50
4046SC	1-3/8" Mortise Cylinder, Schlage C Keyway	\$30.50	\$34.50	-
4056SC	1-1/2" Mortise Cylinder, Schlage C Keyway	\$34.50	-	-
4066SC	1-5/8" Mortise Cylinder, Schlage C Keyway	\$46.50	-	-

IC Housing



TS Product #	Description	3, 4, 26, 26D	10	10B
4036I	1-1/4" IC Mortise Housing (Less Core), 6 pin	\$28.50	-	\$31.00
4046I	1-3/8" IC Mortise Housing (Less Core), 7 pin	\$38.50	\$31.00	\$33.00
4056I	1-1/2" IC Mortise Housing (Less Core), 7 pin	\$39.50	-	\$39.50
4066I	1-5/8" IC Mortise Housing (Less Core), 7 pin	\$44.50	-	\$44.50

IC Core



TS Product #	Description	4, 26D
IC6	6 Pin IC Core, Best Keyway (uncombined)	\$29.50
IC7	7 Pin IC Core, Best Keyway (uncombined)	\$32.50

Rim Cylinders



TS Product #	Description	US26D	US32D
TS1 4026-RIMSC	1-1/8" Rim Cylinder, Schlage C Keyway	\$55.00	-
TS1 ICR6	1/1/2" IC Rim Housing (Less Core), 6 Pin	\$55.00	-
TS1 ICR7	1/1/2" IC Rim Housing (Less Core), 7 Pin	\$55.00	\$55.00

Cylinder Parts



TS Product #	Description	3, 4, 26D, 32, 32D	10, 10B	No Finish
TS Cam	TS Standard Butterfly Cam	n/a	n/a	\$5.00
S8333	Cylinder Ring - for 1-1/4" Cylinder	\$13.00	-	n/a
S8233	Cylinder Ring - for 1-3/8" to 1-1/2" Cylinder	\$13.00	\$15.00	n/a
S8239	Cylinder Ring - for 1-1/2" to 1-5/8" Cylinder	\$13.00	-	n/a
S8234	Cylinder Ring - for 1-1/4" Cylinder	\$13.00	-	n/a

Note: Please consult factory for availability of other types of cams.
Models with no pricing might be available upon request. Please contact factory about availability.

Status Indicators



MSG AE55012



MSG AE87012



MSG AE87212

TS Product #	Description	US26D	US32D
MSG AE55012-OC	SI2 Indicator Assy. Sect, Outside Cylinder, "V/O" Msg, Cylinder not included	\$90.00	\$90.00
MSG AE55012-OT	SI1 Indicator Assy. SECT, OT, Outside Emerg Rel "V/O" Msg	\$90.00	\$90.00
MSG AE87012-IC	SI3 Indicator Assy. ESCN, Inside Cylinder, "V/O" Msg, Cylinder not included	\$90.00	\$90.00
MSG AE87012-OC	SI3 Indicator Assy. ESCN, Outside Cylinder, "V/O" Msg, Cylinder not included	\$90.00	\$90.00
MSG AE87012-OT	SI3 Indicator Assy. ESCN, OT, Outside Emerg Rel., "V/O" Msg	\$90.00	\$90.00
MSG AE87212-IC	SI3 Indicator Assy. ESCN, Inside Cylinder, "Locked /Unlocked," Cylinder not included	\$90.00	\$90.00

(1) All standard cylinder except 1-5/8" comes with 6-pin Schlage C keyway only. 7 pin Schlage C keyway available for 1-5/8" cylinder in 26D finish. (2) I.C. Core fits Falcon and Best I.C. cylinder. Keyways available: Best A-H, J-M, Q.3) GGMMK, GMK & MK available at additional charge. (5) Prices based on F.O.B. City of Industry, CA. (6) Prices subject to change without notice. ** Schalghe, Falcon and Best are registered trademarks of their respective owners.

KEYING

Commercial Keying Charges

TS Product #	Description	
TLBR100	KA - Keyed Alike	\$16.00
TLBR200	MK - Master Keying	\$18.00
TLBR300	Cut Key Charge	\$4.50
TLBR400	Key Stamping Charge	\$3.00

Key **NOT** included
Master Key **NOT** included.

Interchangeable Core Keying Charges

TS Product #	Description	
TLBR600	IC Keying Charge	\$18.00
TLBR300	Cut Key Charge	\$8.00
TLBR400	Key Stamping Charge	\$3.00

Key **NOT** included
Master Key or Control **NOT** included.

Residential Keying Charges

TS Product #	Description	
TLBR100RES	Key Alike Charge Residential	\$16.00
TLBR200RES	Master Key Charge Residential	\$18.00
TLBR300RES	Cut Key Charge Residential	\$4.50
TLBR400RES	Stamping Charge Residential	\$3.00
TLBR500RES	Construction Key Charge Residential	\$16.00

CLOSERS



TDC70 - Standard Duty Commercial Closer

TS Product #	Description	AL, DU	3, 26
TDC70	Standard Arm Tri-Packed	\$122.00	\$203.00
TDC70DA	Delay Action - Standard Arm	\$129.00	\$216.00
TDC70HOA	Friction Hold Open Arm	\$163.00	n/a
TDC70CUSH	CUSH Parallel Arm	\$173.00	n/a
TDC70HCUSH	Hold Open CUSH Parallel Arm	\$183.00	n/a
TDC70T	Non-Hold Open Slide Track Arm	\$197.00	n/a

BF (suffix) - Barrier Free Spring Size 1 - 4
(6 units x case)

n/c



TDC90 - Lite Duty Commercial Closer

TS Product #	Description	AL,DU
TDC90	Standard Arm Tri-Packed	\$102.00

BF (suffix) - Barrier Free Spring Size 1 - 4
(10 units x case)

n/c



TDC50 - Economy Duty Commercial Closer

TS Product #	Description	AL,DU
TDC53	Standard Arm Tri-Packed	\$82.00
TDC54	Standard Arm Tri-Packed	\$89.00

(10 units x case)



TDC40 - Heavy Duty Commercial Closer

TS Product #	Description	AL,DU
TDC40	Standard Arm Tri-Packed	\$187.00
TDC40DA	Delay Action - Standard Arm	\$192.00
TDC40HOA	Friction Hold Open Arm	\$230.00
TDC40CUSH	CUSH Parallel Arm	\$235.00
TDC40HCUSH	Hold Open CUSH Parallel Arm	\$241.00

(4 units x case)




TDC85 - Heavy Duty Commercial Closer

TS Product #	Description	AL,DU
TDC85	Adjustable -Standard Arm Tri-Packed	\$128.00
TDC85DA	Delay Action - Standard Arm	\$136.00
TDC85HOA	Friction Hold Open Arm	\$169.00
TDC85CUSH	CUSH Parallel Arm	\$175.00
TDC85HCUSH	Hold Open CUSH Parallel Arm	\$189.00

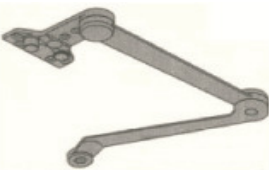
(6 units x case)

CLOSER ARMS
TDC ARM- Commercial Closer Arm

TS Product #	Description	AL, DU
TDC ARM-01	Friction Hold Open Arm (for TDC70)	\$61.00
TDC ARM-01-40	Friction Hold Open Arm (for TDC40)	\$61.00
TDC ARM-01-85	Friction Hold Open Arm (for TDC85)	\$61.00
TDC ARM-02	Cush Parallel Arm (for TDC70)	\$64.00
TDC ARM-02-40	Cush Parallel Arm (for TDC 40)	\$64.00
TDC ARM-02-85	Cush Parallel Arm (for TDC 85)	\$64.00
TDC ARM-03	Cush-N-Stop Armset (for TDC70)	\$66.00
TDC ARM-03-40	Cush-N-Stop Armset (for TDC 40)	\$66.00
TDC ARM-03-85	Cush-N-Stop Armset (for TDC 85)	\$66.00
TDC ARM-04	Track Armset (Only for TDC70 & TDC85, not TDC40)	\$77.00
TDC BLADE-40	Door Closer Blade for all models, For TDC-40 Only	\$25.00
TDC BLADE-85	Door Closer Blade for all models, For TDC-70/85/90/53/54	\$25.00
TDC 40-AL Cover	Cover only for TDC-40-AL	\$40.00
TDC 70-AL Cover	Cover only for TDC-70-AL	\$36.00



TDC ARM-01



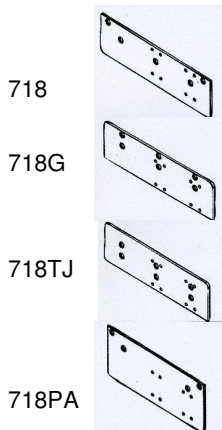
TDC ARM-02



TDC ARM-03



TDC ARM-04

CLOSER PLATES

TPDC - Mounting Plates & TDC - Drop Plates

TS Product #	Description	AL, DU
TPDC-718	Drop Plate (where top rail less than 3 3/4") (for TDC40)	\$27.00
TPDC-718G	Top Jamb Drop Plate (requires 1 3/4" minimum head frame) (for TDC 40)	\$27.00
TPDC-718TJ	Top Jamb Drop Plate (where face is less than 3 1/2") (for TDC 40)	\$27.00
TPDC-718PA	Parallel Arm Mounting Plate (for TDC 40)	\$27.00
TDC 70-DP	Drop Plate (for pull side, where mounting surface height is less than 3-1-2")	\$27.00
TDC 70-DPPA	Drop Plate (for push side parallel arm, mounting surface height is less than 4-3/4")	\$30.00
TDC 85-DP	Drop Plate (for mounting surface when clearance or mounting surface dimensions are limited)	\$27.00
TDC 85-DPPA	Drop Plate (for parallel arm installation where a narrow top rail prevents direct mounting)	\$30.00
TDC 90-NDP	Drop Plate for TDC 90, for Top Jamb and standard application	\$30.00

BAA DOOR CLOSERS (MEET BUY AMERICAN ACT)
TDC70-BAA - Standard Duty Commercial Closer


TS Product #	Description	AL
TDC70-BAA	Standard Arm Tri-Packed	\$196.00
TDC70HOA-BAA	Friction Hold Open Arm	\$253.00
TDC70CUSH-BAA	CUSH Parallel Arm	\$272.00
TDC70HCUSH-BAA	Hold Open CUSH Parallel Arm	\$294.00

BF (suffix) - Barrier Free Spring Size 1 - 4
 (6 units x case)

n/c

TDC40-BAA - Heavy Duty Commercial Closer


TS Product #	Description	AL
TDC40-BAA	Standard Arm Tri-Packed	\$290.00
TDC40DA-BAA	Delay Action - Standard Arm	\$301.00
TDC40HOA-BAA	Friction Hold Open Arm	\$348.00
TDC40CUSH-BAA	CUSH Parallel Arm	\$365.00
TDC40HCUSH-BAA	Hold Open CUSH Parallel Arm	\$388.00

(4 units x case)

TDC85-BAA - Heavy Duty Commercial Closer


TS Product #	Description	AL
TDC85-BAA	Adjustable -Standard Arm Tri-Packed	\$206.00
TDC85HOA-BAA	Friction Hold Open Arm	\$264.00
TDC85CUSH-BAA	CUSH Parallel Arm	\$282.00
TDC85HCUSH-BAA	Hold Open CUSH Parallel Arm	\$304.00

(6 units x case)

CLOSER ARMS


TDC ARM-04


TDC ARM-BAA - Commercial Closer Arm

TS Product #	Description	AL
TDC ARM-04-BAA	Track Armset	\$124.00

PIVOT

TS Product #	Description	US4	US10B	US32D
TSP 8727F-BLANK	Offset Pivot, Top and Bottom Set	\$420.00	\$510.00	\$350.00
TSP 8727F-TOP	Offset Pivot, Top Pivot Only	\$210.00	\$225.00	\$175.00
TSP 8727F-BOTTOM	Offset Pivot, Bottom Pivot Only	\$210.00	\$225.00	\$175.00
TSP 8727F-INT	Intermediate Pivot Only, use with TSP 8727F Offset Pivot	\$255.00	\$280.00	\$255.00


TOP




BOTTOM




INTERMEDIATE PIVOT




HINGES - STEEL Base Metal
Commercial Hinges


TH179 Standard Weight 5 Knuckle Plain Bearing 	Finish	4 x 4	4.5 x 4	4.5 x 4.5	5 x 4.5
	P	-	-	6.50	10.50
	WHT	-	-	-	-
	3	-	8.50	9.50	13.50
	4	-	-	-	-
	10B	-	7.00	8.50	12.50
	15	-	-	-	-
	15A	-	-	-	-
	26	-	-	-	-
	26D	-	6.50	7.50	11.50

THBB179 Standard Weight 5 Knuckle Ball Bearing 	Finish	4 x 4	4.5 x 4	4.5 x 4.5	5 x 4.5
	P	-	6.50	7.50	11.50
	WHT	-	-	-	-
	3	-	9.50	11.00	15.00
	4	-	-	-	-
	10B	-	9.50	9.50	13.50
	15	-	-	-	-
	15A	-	-	-	-
	26	-	-	11.00	-
	26D	-	7.50	9.00	13.00

THBB179 NRP Standard Weight 5 Knuckle Ball Bearing, NRP	Finish	4 x 4	4.5 x 4	4.5 x 4.5	5 x 4.5
	26D	-	10.50	12.00	16.00

THBB168 Heavy Weight 5 Knuckle Ball Bearing 	Finish	4 x 4	4.5 x 4	4.5 x 4.5	5 x 4.5
	P	-	20.00	21.00	25.00
	WHT	-	-	-	-
	3	-	23.00	24.50	28.50
	4	-	-	-	-
	10B	-	23.00	23.00	27.00
	15	-	-	-	-
	15A	-	-	-	-
	26	-	-	-	-
	26D	-	21.00	22.50	26.50



THBB168 NRP Heavy Weight 5 Knuckle Ball Bearing, NRP	Finish	4 x 4	4.5 x 4	4.5 x 4.5	5 x 4.5
	US26D	-	24.00	25.50	29.50

THSP179 Standard Weight Spring 	Finish	4 x 4	4.5 x 4	4.5 x 4.5	5 x 4.5
	P	-	-	14.50	-
	WHT	-	-	-	-
	3	-	-	18.00	-
	4	-	-	18.00	-
	10B	-	-	18.00	-
	15	-	-	18.00	-
	15A	-	-	18.00	-
	26	-	-	19.00	-
	26D	-	-	17.00	-



Note: Models with no pricing might be available upon request. Please contact factory about availability.

THCB168 Heavy Weight 3 Knuckle Concealed Ball Bearing	Finish	4 x 4	4.5 x 4	4.5 x 4.5	5 x 4.5
	10B	-	-	18.00	-
THCB179 Standard Weight 3 Knuckle Concealed Ball Bearing	Finish	4 x 4	4.5 x 4	4.5 x 4.5	5 x 4.5
	10B	-	-	15.00	-
THCP179 Standard Weight 3 Knuckle Concealed Plain Bearing	Finish	4 x 4	4.5 x 4	4.5 x 4.5	5 x 4.5
	10B	-	-	11.00	-
TH179 Standard Weight 5 Knuckle Radius/Square Corner Plain Bearing	Finish	3.5 x 3.5	4 x 4	4.5 x 4	4.5 x 4.5
	15	-	6.50	-	-
	26D	6.00	6.50	-	-

HINGES - BRASS Base Metal
Commercial Hinges

THBB179BR Standard Weight 3 Knuckle Plain Bearing		Finish	4 x 4	4.5 x 4	4.5 x 4.5	5 x 4.5
		10B	-	-	51.00	-
		26D	-	-	51.00	-
THBB168BR Heavy Weight 5 Knuckle Ball Bearing		Finish	4 x 4	4.5 x 4	4.5 x 4.5	5 x 4.5
		3	-	-	45.00	-
		10B	-	-	74.00	-
		26D	-	-	74.00	-

HINGES - STAINLESS STEEL Base Metal

THBB179SS Standard Weight 5 Knuckle 2 Ball Bearing		Finish	4 x 4	4.5 x 4	4.5 x 4.5	5 x 4.5
		32D	-	24.00	27.00	31.50
THBB179SS NRP Standard Weight 5 Knuckle 2 Ball Bearing, Non-Removable Pin		Finish	4 x 4	4.5 x 4	4.5 x 4.5	5 x 4.5
		32D	-	-	32.00	36.50
THBB168SS Heavy Weight 5 Knuckle Ball Bearing		Finish	4 x 4	4.5 x 4	4.5 x 4.5	5 x 4.5
		32D	-	-	40.50	45.00
THBB168SS NRP Heavy Weight 5 Knuckle Ball Bearing, Non-Removable Pin		Finish	4 x 4	4.5 x 4	4.5 x 4.5	5 x 4.5
		32D	-	-	45.50	50.00


Note: Models with no pricing might be available upon request. Please contact factory about availability.

EXTRA HEAVY DUTY HINGES

MX 7001A Heavy Duty Hinges with Hospital Tip 	Finish	4 x 4	4.5 x 4	4.5 x 4.5	5 x 4.5
	32D	-	-	78.00	-

MX 8001A Heavy Duty Hinges with Hospital Tip 	Finish	4 x 4	4.5 x 4	4.5 x 4.5	5 x 4.5
	32D	-	-	58.00	-

ELECTRIFIED HINGES

XTHBB179 Standard Weight 5 Knuckle Ball Bearing, Electrified 	Finish	4 x 4	4.5 x 4	4.5 x 4.5	5 x 4.5
	26D	-	-	195.00	-

Note: Models with no pricing might be available upon request. Please contact factory about availability.

Grade 1 Exit Devices 5500, 5600 Series


TS Product #	Description	32D	Alum	Duro
ED5500-36	Panic Rim Exit Device, for 36" Door	412.00	268.00	268.00
ED5500-48	Panic Rim Exit Device, for 48" Door	452.00	305.00	305.00
ED5500F-36	Fire Rim Exit Device, for 36" Door	430.00	286.00	286.00
ED5500F-48	Fire Rim Exit Device, for 48" Door	471.00	325.00	325.00
ED5600-3684	Surface Vertical Rod Panic Exit Device, for 36" Door	612.00	451.00	451.00
ED5600-4896	Surface Vertical Rod Panic Exit Device, for 48" Door	653.00	489.00	489.00
ED5600F-3684	Surface Vertical Rod Fire Exit Device, for 36" Door	654.00	492.00	492.00
ED5600F-4896	Surface Vertical Rod Fire Exit Device, for 48" Door	693.00	529.00	529.00

Optional Outside Trims for Grade1 ED5500/ED5600 Exit Devices


Key-In-Lever Trim



Escutcheon Lever Trim



Thumbpiece Trim

TS Product #	Description	US32D	US26D	Alum	Duro
ED5500L-08	Keyed-in-lever Trim, Entrance Function	N/A	140.00	N/A	140
ED5500L-09	Keyed-in-lever Trim, Storeroom Function	N/A	140.00	N/A	N/A
ED5500L-14	Keyed-in-lever Trim, Passage Function	N/A	133.00	N/A	N/A
ED5500L-02	Keyed-in-lever Trim, Dummy Function	N/A	133.00	N/A	N/A
ED5500E-08	Escutcheon Lever Trim, Entrance Function, Clutch Freewheeling	N/A	183.00	169.00	169.00
ED5500E-09	Escutcheon Lever Trim, Storeroom Function, Clutch Freewheeling	N/A	183.00	169.00	169.00
ED5500E-14	Escutcheon Lever Trim, Passage Function, Clutch Freewheeling	N/A	176.00	162.00	162.00
ED5500E-02	Escutcheon Lever Trim, Dummy Function, Clutch Freewheeling	N/A	176.00	162.00	162.00
ED5500T-05	Thumbpiece Trim, Entrance Function, Clutch Freewheeling	169.00	N/A	N/A	141.00
ED5500T-03	Thumbpiece Trim, Storeroom Function, Clutch Freewheeling	169.00	N/A	N/A	141.00
ED5500T-15	Thumbpiece Trim, Passage Function, Clutch Freewheeling	155.00	N/A	N/A	133.00
ED5500T-02	Thumbpiece Trim, Dummy Function, Clutch Freewheeling	155.00	N/A	N/A	133.00

Alarm Kit for Grade 1 Exit Devices

TS Product #	Description	US32D	US26D	Alum	Duro
ED5500A-36	Alarm Kit for 36" Device, Non UL	188.00	N/A	N/A	188.00
ED5500A-48	Alarm Kit for 48" Device, Non-UL	198.00	N/A	N/A	198.00

Extension Rod for ED5600 Exit Device

TS Product #	Description	US32D	US26D	Alum	Duro
ED5600-Extension	Extension Rod for ED5600-3684, to fit 8" Door	30.00	N/A	30.00	30.00

Electronic Trim (E-ALL Assy) for Grade 1 Exit Devices

TS Product #	Description	US26D
XDK	E-ALL Trim Assy for ED5500, Rigid, Keypad	909.00
XRF	E-ALL Trim Assy for ED5500, Rigid, RFID Keycard & Remote Lockdown	1072.00

Strike for Grade 1 Exit Devices

TS Product #	Description	No Finish
ED 254 Strike	ED5500 Series Exit Device for Double Door, Overlapping	42.00

ED6500-Grade 1 Rim Type, Narrow Stile Exit Device


TS Product #	Description	32D	10B
ED6500-36	Panic Rim Narrow Device, for 36" Door	561.00	610.00
ED6500-48	Panic Rim Narrow Device, for 48" Door	598.00	647.00

ED6700-Grade 1 Concealed Vertical Rod Narrow Stile Exit Device


TS Product #	Description	32D	10B
ED6700-3684	Panic CVR Narrow Device, for 36" Door	856.00	906.00
ED6700-4896	Panic CVR Narrow Device, for 48" Door	933.00	983.00

Escutcheon Trim for ED6500/ED6700 Narrow Stile Exit Device


TS Product #	Description	US26D	US10B
ED6500E-08	Escutcheon Lever Trim, Entrance Function, Clutched, Key locks or unlocks lever	219.00	239.00
ED6500E-09	Escutcheon Lever Trim, Storeroom Function, Clutched, Key unlocks lever, lever retracts latch bolt	219.00	239.00
ED6500E-02	Escutcheon Lever Trim, Dummy Function, Rigid, Pull when dogged	219.00	239.00
ED6500E-14	Escutcheon Lever Trim, Passage Function, Trim always operable	219.00	239.00
ED6700E-08	Escutcheon Lever Trim, Entrance Function, Clutched, Key locks or unlocks lever	219.00	239.00
ED6700E-09	Escutcheon Lever Trim, Storeroom Function, Clutched, Key unlocks lever, lever retracts latch bolt	219.00	239.00
ED6700E-02	Escutcheon Lever Trim, Dummy Function, Rigid, Pull when dogged	219.00	239.00
ED6700E-14	Escutcheon Lever Trim, Passage Function, Trim always operable	219.00	239.00

Parts for ED6700 Narrow Stile Exit Device


TS Product #	Description	US32D
ED6700-ROD-8"	Top Rod/ED6700 8" Height Door	55.00



EXIT DEVICES
PRICE LIST

Heavy Duty Grade 1 Exit Devices

TS Product #	Description	US10B	US26D	US32D
ED1100-36	Rim Exit Device, for 36" Door	1021.00	N/A	669.00
ED1100-48	Rim Exit Device, for 48" Door	1158.00	N/A	774.00
ED1100F-36	Fire Rim Exit Device, for 36" Door	1404.00	N/A	1053.00
ED1100F-48	Fire Rim Exit Device, for 48" Door	1513.00	N/A	1163.00
ED1200-36	Surface Vertical Rod Exit Device, for 36" Door	1443.00	N/A	950.00
ED1200-48	Surface Vertical Rod Exit Device, for 48" Door	1637.00	N/A	1061.00
ED1200F-36	Surface Vertical Rod Fire Exit Device, for 36" Door	1827.00	N/A	1334.00
ED1200F-48	Surface Vertical Rod Fire Exit Device, for 48" Door	1941.00	N/A	1446.00
ED1300-36	Concealed Vertical Rod Exit Device, for 36" Door	N/A	N/A	950.00
ED1300-48	Concealed Vertical Rod Exit Device, for 48" Door	N/A	N/A	1056.00
ED1300F-36	Concealed Vertical Rod Fire Exit Device, for 36" Door	N/A	N/A	1334.00
ED1300F-48	Concealed Vertical Rod Fire Exit Device, for 48" Door	N/A	N/A	1440.00
ED1400-36	Mortise Lock Exit Device, for 36" Door	N/A	N/A	880.00
ED1400-48	Mortise Lock Exit Device, for 48" Door	N/A	N/A	986.00
ED1400F-36	Mortise Lock Fire Exit Device, for 36" Door	N/A	N/A	1264.00
ED1400F-48	Mortise Lock Fire Exit Device, for 48" Door	N/A	N/A	1368.00
ED1500-36*	Three Point Latching Exit Device, for 36" Door	N/A	N/A	1021.00
ED1500-48*	Three Point Latching Exit Device, for 48" Door	N/A	N/A	1196.00
ED1500F-36*	Three Point Latching Fire Exit Device, for 36" Door	N/A	N/A	1394.00
ED1500F-48*	Three Point Latching Fire Exit Device, for 48" Door	N/A	N/A	1514.00

Optional Outside Trims for Grade 1 Exit Devices

TS Product #	Description	Finish		
		US10B	US26D	US32D
<i>Thumbpiece Trim</i>				
ED201*	Exit only, F01 Function	N/A	N/A	113.00
ED202	Dummy Pull only, F02 Function	N/A	N/A	212.00
ED203R	Night Latch (Key Retracts Latch Bolt), F03 Function, Less Cylinder	N/A	N/A	212.00
ED203M*	Night Latch (Key Retracts Latch Bolt), F03 Function, Mortise, Less Cylinder	N/A	N/A	212.00
ED205R	Key Locks or Unlocks Latchbolt, F05 Function, Less Cylinder	N/A	N/A	247.00
ED205M*	Key Locks or Unlocks Latchbolt, F05 Function, Mortise, Less Cylinder	N/A	N/A	247.00
ED215R*	Thumbpiece Always Active, F15 Function	N/A	N/A	247.00
ED215M*	Thumbpiece Always Active, F15 Function, Mortise	N/A	N/A	247.00
<i>Escutcheon Trim</i>				
ED302	Dummy Pull only, F02 Function	669.00	458.00	N/A
ED308R	Key Locks or Unlocks Latch Bolt, F08/10 Function, Less Cylinder	739.00	528.00	N/A
ED308M	Key Locks or Unlocks Latch Bolt, F08/10 Function, Mortise, Less Cylinder	739.00	528.00	N/A
ED309R	Key Retract Latch Bolt, F09 Function, Less Cylinder	739.00	458.00	N/A
ED309M	Key Retract Latch Bolt, F09 Function, Mortise, Less Cylinder	739.00	458.00	N/A
ED314R	Lever/Knob Always Operable, F14 Function	684.00	493.00	N/A
ED314M	Lever/Knob Always Operable, F14 Function, Mortise	684.00	493.00	N/A

Optional Alarm Kits for Grade 1 Exit Devices

Alarm Kit		US10B	US26D	US32D
ED1000-36-xx-Alarm	Alarm Kit for ED1100/1200/1300/1400/1500 for 36" exit device's	746.00	N/A	692.00
ED1000-48-xx-Alarm	Alarm Kit for ED1100/1200/1300/1400/1500 for 48" exit device's	777.00	N/A	715.00

Optional Mullions for Grade 1 Exit Devices

Mullion		AL	US26D	US32D
ED170-8-689	Keyed Removable Mullion 8", AL, with 1-1/8" Mortise Cylinder with Cam	1443.00	N/A	N/A
EDF170-8-689	Fire Rated Keyed Removable Mullion 8", AL, with 1-1/8" Mortise Cylinder with Cam	1729.00	N/A	N/A
ED270-8-689	Non-Keyed Mullion 8", AL	1092.00	N/A	N/A
EDF270-8-689	Fire Rated Non-Keyed Mullion 8", AL	1308.00	N/A	N/A

- Note: 1. Items with * will be available upon request only, with longer lead times.
2. LBR available for ED1200, ED1200F, ED1300, ED1300F, ED1500, ED1500F.



EXIT DEVICES

PRICE LIST

Optional Extension Rod's and Strikes for Grade 1 Exit Devices

TS Product #	Description	No Finish
<i>Extension Rod</i>		
ED1200 Extension Rod	24" Extension Rod for Surface Vertical Rod Exit Device, for 8' door height	54.00
ED1300 Extension Rod	23-7/8" Extension Rod for Concealed Vertical Rod Exit Device, for 8' door height	54.00
<i>Rim Device Strikes</i>		
ED 136 Rim Strike	For double door RIM / SVR / CVR combination with coordinator, Panic and Fire Application	36.00
ED 106 Rim Strike	For RIM / SVR / 3PT top strike, Panic Application	38.00
ED 108 Rim Strike	For double door RIM / 3PT use with F170/ F270 mullion, Panic and Fire Application	89.00
<i>Vertical Rod Device Strikes</i>		
ED 215 Top Strike	For flush transom SVR / 3PT, Panic and Fire Application	22.00
ED 216 Top Strike	For CVR, Panic and Fire Application	32.00
ED 225 Bottom Strike (Flat)	Optional for SVR / CVR / 3PT round slide bolt, Panic and Fire Application	15.00
ED 226 Bottom Strike (Flat)	Optional for SVR / CVR / 3PT round slide bolt, Panic and Fire Application	15.00
ED 224 Bottom Strike	Standard furnished for SVR / CVR / 3PT, Panic and Fire Application	21.00
ED 227 Bottom Strike	Optional for SVR / 3PT, Panic and Fire Application	61.00

Optional Top/Bottom Rod for Grade 1 Exit Devices

TS Product #	Description	US32D
<i>Top Rod</i>		
ED 616823-030	For ED1200/ED1500 (SVR/3PT) of 8' Door Height, 48-1/8" Length	74.00
ED 616823-040	Add to ED 616823-030 for 10' Door Height, 24" Length	72.00
<i>Bottom Rod</i>		
ED 616823-010	For ED1200/ED1500 (SVR/3PT), 31-7/8" Length	288.00


Heavy Duty Grade 2 Exit Devices

TS Product #	Description	AL	US32D
TS5000-36	Rim Exit Device, for 36" Door	200.00	304.00
TS5000-48	Rim Exit Device, for 48" Door	214.00	330.00
TS8000-36	Fire Rim Exit Device, for 36" Door	236.00	337.00
TS8000-48	Fire Rim Exit Device, for 48" Door	249.00	350.00
TS5100-3684	Surface Vertical Rod Exit Device, for 36" Door	320.00	449.00
TS5100-3696	Surface Vertical Rod Exit Device, for 36" x 96" Door	313.00	427.00
TS5100-4896	Surface Vertical Rod Exit Device, for 48" Door	340.00	482.00
TS8100-3684	Surface Vertical Rod Fire Exit Device, for 36" Door	376.00	508.00
TS8100-3684LBR	Surface Vertical Rod Fire Exit Device, for 36" Door, Less Bottom Rod with Auxiliary Fire Latch	N/A	479.00
TS8100-3696	Surface Vertical Rod Fire Exit Device, for 36" x 96" Door	363.00	479.00
TS8100-4896	Surface Vertical Rod Fire Exit Device, for 48" Door	409.00	535.00

Optional Outside Trims for Grade 2 Exit Devices

TS Product #	Description	US26D
TL8000L	Entrance Function	116.00
TL8000L-IC	Entrance Function, IC	111.00
TL8000S	Storeroom Function	116.00
TL8000P	Passage Function	107.00
TLESC-00	Escutcheon Lever Trim Entrance Function, Clutch Freewheeling	159.00
TLESC-05	Escutcheon Lever Trim Storeroom Function, Clutch Freewheeling	159.00
TLESC-30	Escutcheon Lever Trim Passage Function, Clutch Freewheeling	123.00

General Hardware



Stops and Holders

TS Product #	Description	10B	3, 26, 26D	32D
1. TSH446	Low Dome Stop	\$11.00	\$11.00	\$11.00
2. TSH438	High Dome Stop	\$11.00	\$11.00	N/A
3. TSH438H	High Dome Stop with 1/2" Riser & 1-1/2" screws	N/A	\$10.00	N/A
4. TSH401	Concave Wall Stop	\$4.25	N/A	\$4.00
5. TSH406	Convex Wall Stop	\$4.25	N/A	\$4.00



TS Product #	Description	AL
TGD900W-S	Magnetic Door Holder, 24V	\$175.00



Door Guards


TS Product #	Description	3, 26D
TDG128BR	Door Guard - Solid Forged Brass	\$23.00



TS Product #	Description	26
TDG 129	Door Guard with Buffers	\$23.00

Viewers

TS Product #	Description	3, 26,26D
TDV3315	UL Listed with 200 degree Viewing - Polished	\$11.00
TDV3316	Viewer with 200 degree Viewing - Polished	\$11.00



Heavy Duty Roller Catch


TS Product #	Description	26,26D
TH502	Heavy Duty Roller Catch - Solid Brass, with Strike Plate and screws	\$22.00



Dust Proof Strike

TS Product #	Description	26D
TDPS280	Dust Proof Strike	\$20.00



General Hardware

Flush Bolts

TS Product #	Description	26D	US15	10B	32D
1. TFB197SB	Manual Flush Bolt - Brass Forged, Single	\$28.00	\$28.00	\$28.00	-
2. TFB297W	Manual Flush Bolt for Wood Door, Single	\$53.00	-	\$53.00	-
3. TFBA291M	Auto Flush Bolt for Metal Door, Pair	-	-	-	\$140.00
4. TFBA291W	Auto Flush Bolt for Wood Door, Pair	-	-	-	\$140.00
5. TFL001	Auxiliary Fire Latch	-	-	-	\$55.00

Coordinator and Accessories


TS Product #	Description	AL
TCOR-52	Fire Door Coordinators, 52", Alum	\$128.00
TCOR-60	Fire Door Coordinators, 60", Alum	\$136.00
TFCOR-18	Coordinator Filler Bar, 18-5/8", Alum	\$15.00
TFCOR-32	Coordinator Filler Bar, 32", Alum	\$25.00
TFCOR-42	Coordinator Filler Bar, 42-5/8", Alum	\$34.00

Kick Plates


TS Product #	Description	32D
TS1034	10" x 34" Kick Plate	\$95.00

Push and Pulls


TS Product #	Description	32D
TSPP3515	3.5" X 15" Push Plate	\$21.00
TSPP4016	4" x 16" Push Plate	\$23.00
TSPP3515R	3.5" X 15" Plate with Round Pulls	\$57.00
TSPP4016R	4" x 16" Plate with Round Pulls	\$57.00

Note: Finishes with no pricing might be available upon request. Please contact factory about availability.



**STOCK PRODUCT
DISCOUNT PROGRAM**

ORDER AMOUNT	DISCOUNT %
\$0 - \$5,000.00	50/35
\$5,001.00 - \$10,000.00	50/40
\$10,001 or greater	50/45

Notes:

1. Discounts are based on List Price.
2. Minimum is \$500.00 list.
3. Freight prepaid on all orders that exceed \$2,500 net.
4. Discounts apply to Stock Product Program Pricing Only.

**LIGATURE RESISTANT
DISCOUNT PROGRAM**

PRODUCT	DISCOUNT %
LIGATURE RESISTANT RX	50%



**STOCK PRODUCT PROGRAM
PRICE LIST**

Mortise Lock Sets: Sentinel, Gala, Tango

MSS Series	Description	US26D	US32D
Sectional Trims, Single Cylinder Functions			
MSS-R-04	Entry/Office	262.00	290.00
MSS-R-05	Classroom	262.00	290.00
MSS-R-07	Storeroom/Closet	262.00	290.00
MSS-R-13	Dormitory/Exit	284.00	311.00
MSS-R-17	Deadlock	216.00	250.00
MSS-R-18	Deadlock	216.00	250.00
MSS-R-20	Entrance/Apartment	284.00	311.00
Sectional Trims, Double Cylinder Functions			
MSS-R-14	Storeroom	321.00	348.00
MSS-R-16	Deadlock	216.00	250.00
Sectional Trims, Non-Keyed Functions			
MSS-R-01	Passage/Closet	226.00	241.00
MSS-R-19	Privacy/Bathroom	262.00	290.00
MSS-R-41	Single Dummy	95.00	101.00
MSS-R-42	Double Dummy	176.00	189.00

MSE Series	Description	US26D	US32D
Escutcheon Trims, Single Cylinder Functions			
MSE-R-04	Entry/Office	316.00	337.00
MSE-R-05	Classroom	316.00	337.00
MSE-R-07	Storeroom/Closet	316.00	337.00
MSE-R-13	Dormitory/Exit	330.00	350.00
MSE-R-17	Deadlock	269.00	303.00
MSE-R-18	Deadlock	269.00	303.00
MSE-R-20	Entrance/Apartment	330.00	350.00
Double Cylinder Functions			
MSE-R-14	Storeroom	374.00	401.00
MSE-R-16	Deadlock	269.00	303.00
Non-Keyed Functions			
MSE-R-01	Passage/Closet	283.00	298.00
MSE-R-19	Privacy/Bathroom	316.00	337.00
MSE-R-41	Single Dummy	148.00	154.00
MSE-R-42	Double Dummy	229.00	242.00



**STOCK PRODUCT PROGRAM
PRICE LIST**

Cylindrical Locks

CDC Series Clutching		Description	US26D
Extra Heavy Duty Grade 1, Clutching, with Standard 6-pin Cylinder			
CDC-109		Entry	198.00
CDC-84		Classroom	223.00
CDC-86		Storeroom	198.00
CD-87		Asylum	250.00
CDC-76		Privacy	188.00

CD Series Non-Clutching		Description	US26D
Extra Heavy Duty Grade 1, Non-Clutching, with Standard 6-pin Cylinder			
CD-75		Passage	157.00

CDCI Series Clutching		Description	US26D
Extra Heavy Duty Grade 1, Clutching, I.C. Core Ready. I.C. Cylinder Not Included.			
CDCI-109		Entry	192.00
CDCI-84		Classroom	218.00
CDCI-86		Storeroom	192.00

CSRC Series Clutching		Description	US26D
Heavy Duty Grade 2, Clutching with Standard 6-pin Cylinder			
CSRC-75		Passage	96.00
CSRC-76		Privacy	98.00
CSRC-109		Entry	114.00
CSRC-84		Classroom	114.00
CSRC-86		Storeroom	114.00

CS Series Clutching		Description	US26D
Heavy Duty Grade 2, Clutching, with Standard 6-pin Cylinder			
CS-109		Entry	114.00
CS-84		Classroom	114.00
CS-86		Storeroom	114.00
CS-87		Asylum	127.00
CS-76		Privacy	98.00
CS-75		Passage	96.00

CSI Series Clutching		Description	US26D
Heavy Duty Grade 2, Clutching, I.C. Core Ready. I.C. Cylinder Not Included.			
CSI-109		Entry	109.00
CSI-84		Classroom	109.00
CSI-86		Storeroom	109.00



**STOCK PRODUCT PROGRAM
PRICE LIST**

Interconnected Locks

CIL Series	Description	US26D
Grade 2, With Standard 6-pin Cylinder		
CIL-S-81	Entry	188.00

Deadbolts

DBF Series	Description	US26D
Heavy Duty Grade 1, With Standard 6-pin Cylinder		
DBF-62	Double Cylinder	252.00

DBFI Series	Description	US26D
Heavy Duty Grade 1, I.C. Core Ready. I.C. Cylinder Not Included.		
DBFI-62	Double Cylinder	238.00

DBD Series	Description	US26D
Heavy Duty Grade 1, With Standard 6-pin Cylinder		
DBD-61	Single Cylinder	105.00
DBD-62	Double Cylinder	130.00

DBDI Series	Description	US26D
Heavy Duty Grade 1, I.C. Core Ready. I.C. Cylinder Not Included.		
DBDI-61	Single Cylinder	105.00
DBDI-62	Double Cylinder	130.00

DBT Series	Description	US32D	US26D
Heavy Duty Grade 2, With Standard 6-pin Cylinder			
DBT-61	Single Cylinder	65.00	67.00
DBT-62	Double Cylinder	86.00	88.00

DBTI Series	Description	US32D	US26D
Heavy Duty Grade 2, I.C. Core Ready. I.C. Cylinder Not Included.			
DBTI-61	Single Cylinder	65.00	67.00
DBTI-62	Double Cylinder	86.00	88.00



**STOCK PRODUCT PROGRAM
PRICE LIST**

Door Closers

TDC40 - Heavy Duty Multi-Size Grade 1

TS Product #	Description	AL
TDC40	Standard Arm Tri-Packed	\$187.00
TDC40DA	Delay Action - Standard Arm	\$192.00
TDC40HOA	Friction Hold Open Arm	\$230.00
TDC40CUSH	CUSH Parallel Arm	\$235.00
TDC40HCUSH	Hold Open CUSH Parallel Arm	\$241.00

TDC70 - Heavy Duty Power Adjustable Grade 1

TS Product #	Description	AL
TDC70	Standard Arm Tri-Packed	\$122.00
TDC70DA	Delay Action - Standard Arm	\$129.00
TDC70HOA	Friction Hold Open Arm	\$163.00
TDC70CUSH	CUSH Parallel Arm	\$173.00
TDC70HCUSH	Hold Open CUSH Parallel Arm	\$183.00

BF (suffix) - Barrier Free Spring Size 1 - 4

n/c

TDC85 - Heavy Duty Power Adjustable Grade 1

TS Product #	Description	AL
TDC85	Adjustable -Standard Arm Tri-Packed	\$128.00
TDC85DA	Delay Action - Standard Arm	\$136.00
TDC85HOA	Friction Hold Open Arm	\$169.00
TDC85CUSH	CUSH Parallel Arm	\$175.00
TDC85HCUSH	Hold Open CUSH Parallel Arm	\$189.00

TDC90 - Medium Duty Grade 2

TS Product #	Description	AL
TDC90	Standard Arm Tri-Packed	\$102.00

BF (suffix) - Barrier Free Spring Size 1 - 4

n/c

TDC50 - Medium Duty Grade 3

TS Product #	Description	AL
TDC53	Standard Arm Tri-Packed	\$82.00
TDC54	Standard Arm Tri-Packed	\$89.00



STOCK PRODUCT PROGRAM

PRICE LIST

Grade 1 Exit Devices 5500, 5600 Series

TS Product #	Description	US32D
ED5500-36	Panic Rim Exit Device, for 36" Door	412.00
ED5500-48	Panic Rim Exit Device, for 48" Door	452.00
ED5500F-36	Fire Rim Exit Device, for 36" Door	430.00
ED5500F-48	Fire Rim Exit Device, for 48" Door	471.00
ED5600-3684	Surface Vertical Rod Panic Exit Device, for 36" Door	612.00
ED5600-4896	Surface Vertical Rod Panic Exit Device, for 48" Door	653.00
ED5600F-3684	Surface Vertical Rod Fire Exit Device, for 36" Door	654.00
ED5600F-4896	Surface Vertical Rod Fire Exit Device, for 48" Door	693.00

Optional Outside Trims for Grade1 ED5500/ED5600 Exit Devices

TS Product #	Description	US26D
ED5500L-08	Keyed-in-lever Trim, Entrance Function	140.00
ED5500L-09	Keyed-in-lever Trim, Storeroom Function	140.00
ED5500L-14	Keyed-in-lever Trim, Passage Function	133.00
ED5500L-02	Keyed-in-lever Trim, Dummy Function	133.00
ED5500E-08	Escutcheon Lever Trim, Entrance Function, Clutch Freewheeling	183.00
ED5500E-09	Escutcheon Lever Trim, Storeroom Function, Clutch Freewheeling	183.00
ED5500E-14	Escutcheon Lever Trim, Passage Function, Clutch Freewheeling	176.00
ED5500E-02	Escutcheon Lever Trim, Dummy Function, Clutch Freewheeling	176.00

Heavy Duty Grade 1 Exit Devices

TS Product #	Description	US32D
ED1100-36	Rim Exit Device, for 36" Door	669.00
ED1100-48	Rim Exit Device, for 48" Door	774.00
ED1100F-36	Fire Rim Exit Device, for 36" Door	1053.00
ED1100F-48	Fire Rim Exit Device, for 48" Door	1163.00
ED1200-36	Surface Vertical Rod Exit Device, for 36" Door	950.00
ED1200-36-LBR	Surface Vertical Rod Exit Device, for 36" Door, Less Bottom Rod	950.00
ED1200-48	Surface Vertical Rod Exit Device, for 48" Door	1061.00
ED1200-48-LBR	Surface Vertical Rod Exit Device, for 48" Door, Less Bottom Rod	1061.00
ED1200F-36	Surface Vertical Rod Fire Exit Device, for 36" Door	1334.00
ED1200F-36-LBR	Surface Vertical Rod Fire Exit Device, for 36" Door, Less Bottom Rod	1334.00
ED1200F-48	Surface Vertical Rod Fire Exit Device, for 48" Door	1446.00
ED1200F-48-LBR	Surface Vertical Rod Fire Exit Device, for 48" Door, Less Bottom Rod	1446.00

Optional Outside Trims for Grade 1 Exit Devices

TS Product #	Description	US26D	US32D
ED203R	Night Latch (Key Retracts Latch Bolt), F03 Function, Less Cylinder	N/A	212.00
ED205R	Key Locks or Unlocks Latchbolt, F05 Function, Less Cylinder	N/A	247.00
ED308R	Key Locks or Unlocks Latch Bolt, F08/10 Function, Less Cylinder	528.00	N/A
ED309R	Key Retracts Latch Bolt, F09 Function, Less Cylinder	458.00	N/A
ED314R	Lever/Knob Always Operable, F14 Function	493.00	N/A



STOCK PRODUCT PROGRAM

PRICE LIST

Heavy Duty Grade 2 Exit Devices

TS Product #	Description	AL	US32D
TS5000-36	Rim Exit Device, for 36" Door	200.00	304.00
TS5000-48	Rim Exit Device, for 48" Door	214.00	330.00
TS8000-36	Fire Rim Exit Device, for 36" Door	236.00	337.00
TS8000-48	Fire Rim Exit Device, for 48" Door	249.00	350.00
TS5100-3684	Surface Vertical Rod Exit Device, for 36" Door	320.00	449.00
TS5100-4896	Surface Vertical Rod Exit Device, for 48" Door	340.00	482.00
TS8100-3684	Surface Vertical Rod Fire Exit Device, for 36" Door	376.00	508.00
TS8100-4896	Surface Vertical Rod Fire Exit Device, for 48" Door	409.00	535.00

Optional Outside Trims for Grade 2 Exit Devices

TS Product #	Description	US26D
TL8000L	Entrance Function	116.00
TL8000S	Storeroom Function	116.00
TL8000P	Passage Function	107.00
TLESC-00	Escutcheon Lever Trim, Entrance Function, Clutch Freewheeling	159.00
TLESC-05	Escutcheon Lever Trim, Storeroom Function, Clutch Freewheeling	159.00
TLESC-30	Escutcheon Lever Trim, Passage Function, Clutch Freewheeling	123.00

Flushbolts

TS Product #	Description	US26D	US32D
TFBA291-M	Auto Flush Bolt for Metal Door, Pair	N/A	140.00
TFBA291-W	Auto Flush Bolt for Wood Door, Pair	N/A	140.00
TFB197SB	Manual Flush Bolt for Metal Door, Single	28.00	N/A
TFB297W	Manual Flush Bolt for Wood Door, Single	53.00	N/A

Hinges

TS Product #	Description	US26D	US32D
TH179 4.5x4	5 Knuckle Plane Bearing, Removable Pin, 4.5 x 4	6.50	N/A
TH179 4.5x4.5	5 Knuckle Plane Bearing, Removable Pin, 4.5 x 4.5	7.50	N/A
TH179 5x4.5	5 Knuckle Plane Bearing, Removable Pin, 5 x 4.5	11.50	N/A
THBB179 4.5x4	5 Knuckle 2 Ball Bearing, Removable Pin, 4.5 x 4	7.50	N/A
THBB179 4.5x4.5	5 Knuckle 2 Ball Bearing, Removable Pin, 4.5 x 4.5	9.00	27.00
THBB179 5x4.5	5 Knuckle 2 Ball Bearing, Removable Pin, 4.5 x 4	13.00	31.50
THBB179 4.5x4.5 NRP	5 Knuckle 2 Ball Bearing, Non-Removable Pin, 4.5 x 4.5	12.00	32.00
THBB168 4.5x4	5 Knuckle 4 Ball Bearing, Removable Pin, 4.5 x 4	21.00	N/A
THBB168 4.5x4.5	5 Knuckle 4 Ball Bearing, Removable Pin, 4.5 x 4.5	22.50	40.50
THBB168 5x4.5	5 Knuckle 4 Ball Bearing, Removable Pin, 5 x 4.5	26.50	45.00
THSP179 4.5x4.5	UL Listed Spring Hinges, Adjustable Spring Tension	17.00	N/A



STOCK PRODUCT PROGRAM

PRICE LIST

Door Viewers

TS Product #	Description	US26D
TDV 3315	UL Listed with 200 degree viewing - Polished Glass Lenses, Door thickness 1-3/8"-2-1/4"	11.00
TDV 3316	UL Listed with 200 degree viewing - Polished Glass Lenses, Door thickness 1"-1-7/8"	11.00

General Hardware

TS Product #	Description	AL	US26D	US32D
TCOR-52	UL ULC Listed Surface Mounted Coordinator, 52"	128.00	N/A	N/A
TCOR-60	UL ULC Listed Surface Mounted Coordinator, 60"	136.00	N/A	N/A
TFCOR-18	Coordinator Filler Bar, 18-5/8"	15.00	N/A	N/A
TFCOR-32	Coordinator Filler Bar, 32"	25.00	N/A	N/A
TFCOR-42	Coordinator Filler Bar, 42-5/8"	34.00	N/A	N/A
TDG128BR	Solid Brass Safety Door Guard	N/A	23.00	N/A
TSPP4016	4" x 16" Push Plate	N/A	N/A	23.00
TSPP4016R	4" x 16" Plate with Round Pulls	N/A	N/A	57.00

TS Product #	Description	AL	US26D	US32D
TSH446	3/16" Rise X 1-3/16" Low Dome Floor Stop	N/A	11.00	11.00
TSH438	1/2" Rise X 1-7/16" High Dome Floor Stop	N/A	11.00	N/A
TSH401	2-1/2" x 1" Concave Wall Stop	N/A	N/A	4.00
TSH406	2-1/2" x 1" Convex Wall Stop	N/A	N/A	4.00
TFL001	UL Listed Auxiliary Fire Latch, Temperature Actuated	N/A	N/A	55.00
TH502	Heavy Duty Roller Catch, Adjustable Spring Tenstion	N/A	22.00	N/A
TDPS280	Dust Proof Strike, 3" x 1 1/2" Faceplate, 2-1/4" Length	N/A	20.00	N/A

TS Product #	Description	AL	US26D	US32D
4036SC	1-1/4" Mortise Cylinder, Schlage C Keyway	NA	\$28.50	NA
4046SC	1-3/8" Mortise Cylinder, Schlage C Keyway	NA	\$30.50	NA
4056SC	1-1/2" Mortise Cylinder, Schlage C Keyway	NA	\$34.50	NA
4066SC	1-5/8" Mortise Cylinder, Schlage C Keyway	NA	\$46.50	NA
4036I	1-1/4" IC Mortise Housing, 6 pin, Small Format	NA	\$28.50	NA
4046I	1-3/8" IC Mortise Housing, 7 Pin, Small Format	NA	\$38.50	NA
4056I	1-1/2" IC Mortise Housing, 7 Pin, Small Format	NA	\$39.50	NA
4066I	1-5/8" IC Mortise Housing, 7 pin, Small Format	NA	\$44.50	NA
IC6	6 Pin IC Core, Best Keyway, Small Format	NA	29.50	NA
IC7	7 Pin IC Core, Best Keyway, Small Format	NA	32.50	NA
S8333	Cylinder Ring - for 1-1/4" Cylinder	NA	13.00	NA
S8233	Cylinder Ring - for 1-3/8" to 1-1/2" Cylinder	NA	13.00	NA
S8239	Cylinder Ring - for 1-1/2" to 1-5/8" Cylinder	NA	13.00	NA
S8234	Cylinder Ring - for 1-1/4" Cylinder	NA	13.00	NA

TS Product #	Description	US26D	US32D
MSG AE55012-OC	Indicator Assy. Sect, O/S Cylinder, "V/O" Msg, Cylinder not included	\$90.00	\$90.00
MSG AE55012-OT	Indicator Assy. SECT,OT, O/S Emerg Rel "V/O" Msg	\$90.00	\$90.00
MSG AE87012-IC	Indicator Assy. ESCN, I/S Cylinder, "V/O" Msg, Cylinder not included	\$90.00	\$90.00
MSG AE87012-OC	Indicator Assy. ESCN, O/S Cylinder, "V/O" Msg, Cylinder not included	\$90.00	\$90.00
MSG AE87012-OT	Indicator Assy. ESCN, OT, O/S Emerg Rel., "V/O" Msg	\$90.00	\$90.00
MSG AE87212-IC	Indicator Assy. ESCN, I/S Cylinder, "Locked/Unlocked," Cylinder not incl.	\$90.00	\$90.00